

1992 NCAA WEST I REGIONAL

DOUBLE ELIMINATION

SANCET FIELD, TUCSON, ARIZONA

May 22 – Washington 6, Arizona 5

Washington					Arizona				
ab	r	h	bi		ab	r	h	bi	
Nokes, rf	5	1	1	1	Bates, ss	4	1	1	0
Trippy, cf	5	1	2	1	Moen, lf	5	1	2	1
Johnston, cf	0	0	0	0	Owens, 1b	4	0	1	0
Clifford, dh	3	1	0	0	Morales, c	5	0	1	1
Jorgensen, 1b	5	0	1	0	Gump, 2b	3	1	0	0
Doty, lf	3	2	2	1	Tejcek, rf	5	2	2	3
Murphy, 3b	5	0	2	0	Parker, cf	3	0	1	0
Weible, c	5	0	2	1	Echeverria, 3b	3	0	0	0
Rutz, 2b	4	1	0	0	White, dh	2	0	0	0
Bt. Newell, ss	4	0	0	0	Lemons, dh	1	0	0	0
Totals	39	6	10	4		35	5	8	5

Washington 101 110 110—6

Arizona 010 000 004—5

E- Bt. Newell, Gump 2, Owens, Echeverria. DP- Washington 1. LOB- Washington 12; Arizona 13. 2B- Doty, Moen 2, Bates. 3B- Parker. HR- Tejcek 2, Nokes. SB- Trippy. CS- Clifford.

Washington	IP	H	R	ER	BB	SO
Berg W, 8-4	7.2	4	1	1	7	5
Bn. Newell	1.0	4	4	4	1	0
Schmidt S, 4	0.1	0	0	0	0	0

Arizona	IP	H	R	ER	BB	SO
Scheifelbein, L	6.1	7	5	1	3	5
Grajeda	0.2	1	1	1	0	0
Brown	1.0	2	0	0	0	0
Kishita	1.0	0	0	0	0	1

HPB- Clifford by Scheifelbein 2, Rutz by Grajeda, Gump by Bn. Newell. WP- Berg, Scheifelbein. Attn- 4,853.

May 23 – Washington 4, Fresno St. 3

Fresno State					Washington				
ab	r	h	bi		ab	r	h	bi	
Romero, 2b	4	0	0	0	Nokes, rf	4	0	2	1
Frazier, 3b	4	1	1	0	Johnston, lf	4	0	1	1
Brown, 1b	4	1	1	2	Clifford, dh	4	0	0	0
Johnson, c	3	0	0	0	Jorgensen, 1b	4	0	0	0
Ramos, dh	3	0	0	0	Doty, cf	4	1	0	0
Costic, lf	3	0	0	0	Murphy, 3b	4	1	1	0
Judice, rf	4	0	1	0	Weible, c	4	0	2	1
McNamara, cf	3	0	0	0	Wimmer, pr	0	0	0	0
Greene, ss	2	1	0	0	Rutz, 2b	4	1	0	0
					Bt. Newell, ss	1	1	0	0
Totals	31	3	4	2		32	4	6	3

Fresno State 000 003 000—3

Washington 002 000 002—4

E- Frazier, Greene, Patterson, Bt. Newell. DP- None. LOB- Fresno 5; Washington 8. 2B- Costic, Nokes. 3B- Brown. HR- None. SB- Johnson. SH- McNamara, Rutz.

Fresno State	IP	H	R	ER	BB	SO
Patterson, L	8.0+	6	4	2	2	9

Washington	IP	H	R	ER	BB	SO
Riley W, 10-2	9.0	4	3	2	3	3

WP- Patterson. PB- Weible.

+ pitched to four batters in the ninth.

May 24 – Pepperdine 11, Washington 0

Washington					Pepperdine				
ab	r	h	bi		ab	r	h	bi	
Nokes, rf	3	0	0	0	Rodriguez, 2b	4	3	3	0
Wimmer, rf	0	0	0	0	Wasikowski, 3b	3	1	1	0
Trippy, cf	3	0	1	0	Lovell, 3b	1	1	1	2
Mahle, cf	1	0	0	0	Sheff, cf	3	1	1	2
Clifford, dh	3	0	0	0	Melendez, 1b	4	0	0	1
Jorgensen, 1b	4	0	0	0	Vollmer, c	4	1	1	0
Doty, lf	4	0	2	0	Main, dh	2	1	0	0
Murphy, 3b	2	0	0	0	Nuez, dh	1	0	1	0
Johnston, 3b	1	0	0	0	Dell'Amico, lf	3	1	1	1
Weible, c	2	0	1	0	Paz, lf	1	0	0	0
Knight, c	2	0	0	0	McElreath, rf	3	0	0	0
Rutz, 2b	3	0	0	0	Ekdahl, ss	2	2	2	1
Bt. Newell, ss	0	0	0	0	Milton, ss	1	0	0	0
Fisher, ss	1	0	0	0					
Totals	29	0	4	0		34	11	11	7

Washington 000 000 000—0

Pepperdine 130 030 40x—11

E- Murphy, Bt. Newell, Weible. DP- Washington 2; Pepperdine 2. LOB- Washington 7; Pepperdine 1. 2B- Vollmer, Rodriguez, Lovell. 3B- Weible, Sheff. HR- None. SB- Rodriguez 2, Rutz, Wasikowski, Doty. SH- McElreath. SF- Sheff.

Washington	IP	H	R	ER	BB	SO
Hartvigson L, 5-6	8.0	11	11	5	1	2



Pepperdine	IP	H	R	ER	BB	SO
Wallace, W	7.2	3	0	0	5	9
Myers	0.2	0	0	0	0	0
Lasowitz	0.2	1	0	0	0	1

PB- Weible 2, Vollmer 2.



Chris Berg (left) was the winning pitcher in the UW's victory over Pac-10 South champ and No. 1 seed Arizona.

Jim Riley (right) went the distance in the win over Fresno State.



Derrin Doty (left) reached on an error to spark a ninth-inning rally against Fresno State.

May 24 – Hawaii 9, Washington 3

Hawaii					Washington				
ab	r	h	bi		ab	r	h	bi	
Evans, cf	3	1	0	0	Nokes, rf	5	0	1	0
Williams, dh	5	1	3	4	Johnston, lf	1	1	0	0
Fujitani, pr	0	0	0	0	Trippy, cf	2	0	1	0
Blanchette, 1b	5	1	3	1	Clifford, dh	1	1	0	0
Yuen, lf	4	0	0	0	Doty, cf-lf	4	0	0	0
Cheff, lf	0	0	0	0	Jorgensen, 1b	4	1	0	0
Harrison, c	2	1	0	0	Weible, c	4	0	1	3
Craven, 3b	4	1	0	0	Murphy, 3b	3	0	0	0
Rogers, rf	4	1	2	2	Rutz, 2b	3	0	0	0
Cabbab, rf	1	0	0	0	Bt. Newell, ss	3	0	0	0
Vollmer, ss	5	1	1	0					
Ishigo, 2b	4	2	2	2					
Phair, 2b	0	0	0	0					
Totals	38	9	12	9		30	3	3	3

Hawaii 000 040 050—9

Washington 000 030 000—3

E- Murphy. DP- Washington 1. LOB- Hawaii 8; Washington 11. 2B- Weible, Williams, Rogers, Ishigo, Harrison. 3B- None. HR- None. SB- Clifford. CS- Ishigo. SH- Yuen.

Hawaii	IP	H	R	ER	BB	SO
Largusa, W	4.2	2	3	3	7	3
Myers	1.2	0	0	0	1	1
Tucker	1.2	0	0	0	0	3
Paiva	1.0	1	0	0	1	1

Washington	IP	H	R	ER	BB	SO
Bn. Newell L, 4-3	5.0	6	4	4	1	3
O'Brien	2.2	4	5	5	2	3
Schmidt	1.1	2	0	0	0	0

WP- Newell. HPB- Clifford by Largusa, Evans by Newell, Clifford by Myers, Craven by O'Brien.



Designated hitter James Clifford, a linebacker on Washington's 1991 National Champion football team, helped lead the Huskies to the 1992 West I Regional.

1994 NCAA MIDWEST II REGIONAL

DOUBLE ELIMINATION

ECK STADIUM/TYLER FIELD, WICHITA, KAN.

May 27 – Washington 10, Long Beach St. 4

Washington					Long Beach State				
ab	r	h	bi		ab	r	h	bi	
Trippy, lf	6	2	4	1	Avila, cf	4	1	2	1
Rutz, 2b	5	0	2	0	Martins, 2b	4	1	1	0
Vandergrind, rf	5	1	0	1	Miller, ss	4	1	1	2
Shewey, c	4	1	0	0	Liefer, 1b	5	0	1	0
Wimmer, dh	3	1	0	1	Pierce, c	4	0	1	1
Doherty, ph	1	0	0	0	Falsken, 3b	4	0	1	0
Newell, ss	5	1	1	2	B. Smith, dh	2	1	1	0
Mecca, 1b	5	2	3	1	R. Smith, rf	4	0	0	0
Junkin, 3b	4	2	3	3	Nadeau, lf	2	0	1	0
Milloy, cf	4	0	1	1	Frank, lf	1	0	0	0
Totals	42	10	14	10		34	4	9	4

Washington 000 612 001—10

Long Beach 003 001 000—4

E- Miller 2, Martins 2, Rutz. DP - Washington 2, Long Beach 1.
LOB - Washington 9, Long Beach 9. 2B - B. Smith, Rutz. HR -
Junkin (3), Mecca (2). SB - B. Smith, Avila, Martins 2, Vander
Griend. CS - Wimmer.

Washington	IP	H	R	ER	BB	SO
Hartvigson W, 7-3	7.0	8	4	4	5	2
Day	2.0	1	0	0	0	2

Long Beach	IP	H	R	ER	BB	SO
Fontana L, 10-5	5.2	9	9	3	2	4
Sanchez	2.1	3	0	0	0	2
Hecht	1.0	2	1	0	0	1

HBP - Junkin, Milloy (by Fontana), Martins (by Hartvigson). T -
3:02. A - 3,966.

May 28 – Washington 11, Santa Clara 7

Washington					Santa Clara				
ab	r	h	bi		ab	r	h	bi	
Rutz, 2b	4	0	0	0	Frankel, lf	5	0	2	3
Trippy, lf	5	0	2	1	Donati, 2b	5	1	0	0
Linville, dh	3	0	1	0	Frank, p-dh	4	1	1	0
Wimmer, dh	2	1	1	0	K Thompson, c	5	1	2	2
VanderGriend, rf	5	1	2	1	Cole, cf	5	1	2	1
Junkin, 3b	4	2	1	0	T Thompson, rf	4	1	1	0
Newell, ss	5	2	3	2	Gunther, 1b	4	0	2	1
Mecca, 1b	4	2	2	3	Winn, 1b	0	0	0	0
Shewey, c	3	2	1	1	Parmenter, ss	2	1	1	0
Milloy, cf	4	1	3	2	Carlstrom, 3b	3	1	0	0
Totals	39	11	16	10		37	7	11	7

Washington 000 020 225—11

Santa Clara 013 003 000—7

E- Shewey. DP - Washington 1, Santa Clara 2. LOB - Washington
7, Santa Clara 8. 2B - Trippy, K. Thompson, Frankel, Mecca,
Junkin, Wimmer, Vander Griend. 3B - Newell. HR - Shewey (6),
Milloy (2), Mecca (3). SB - Cole, T. Thompson, Winn. CS - Rutz.

Washington	IP	H	R	ER	BB	SO
Carpenter	5.2	9	7	7	3	2
Irvine	1.1	1	0	0	1	1
Merrick W, 4-1	2.0	1	0	0	1	3

Santa Clara	IP	H	R	ER	BB	SO
Frank	6.2	9	4	4	4	2
Kelly	1.1	3	2	2	0	0
Lorge L, 6-4	1.0	4	5	5	1	1

WP - Carpenter, Kelly. HBP - Shewey (by Kelly). T - 2:51. A - 3,875.

May 29 – Georgia Tech 6, Washington 2

Georgia Tech					Washington				
ab	r	h	bi		ab	r	h	bi	
Garciparra, ss	5	1	2	5	Trippy, lf	4	0	1	0
McIntyre, 2b	4	0	1	0	Rutz, 2b	3	0	0	0
Varitek, c	3	0	0	0	VanderGriend, rf	4	1	3	1
Payton, cf	4	0	0	0	Shewey, c	3	0	0	0
Byers, 1b	3	1	1	0	Wimmer, dh	4	0	1	0
Hensley, 3b	4	0	1	0	Mecca, 1b	3	0	0	0
Sorrow, dh	4	1	1	0	Newell, ss	4	1	1	0
Smith, lf	3	1	0	0	Junkin, 3b	4	0	0	0
Saier, rf	3	2	1	1	Milloy, cf	3	0	0	1
Totals	33	6	7	6		32	2	6	2

Ga. Tech 040 000 200—6

Washington 100 010 000—2

E- Hensley. DP - Georgia Tech 1, Washington 1. LOB - Georgia
Tech 4, Washington 7. 2B - Garciparra, Hensley. HR - Vander
Griend (7), Garciparra (13). SF - Milloy.

Georgia Tech	IP	H	R	ER	BB	SO
Myers W, 4-3	9.0	6	2	2	3	6

Washington	IP	H	R	ER	BB	SO
Day L, 6-5	9.0	7	6	6	2	8

WP - Myers 3. HBP - Smith, Saier (by Day). T - 2:04. A - 3,736.

May 29 – Washington 6, Long Beach St. 2

Long Beach State					Washington				
ab	r	h	bi		ab	r	h	bi	
Avila, cf	4	0	0	0	Rutz, 2b	4	1	1	1
Martins, 2b	4	1	1	0	Trippy, lf	4	1	1	1
Miller, ss	4	1	3	1	Linville, dh	4	1	3	2
Pierce, c	3	0	1	1	VanderGriend, rf	4	0	2	0
B. Smith, 1b	3	0	1	0	Junkin, 3b	4	1	0	0
Falsken, 3b	3	0	1	0	Newell, ss	3	0	1	0
Tagliaferri, dh	1	0	0	0	Mahle, c	2	0	0	1
Snow, ph	1	0	0	0	Mecca, 1b	3	1	0	0
Vopata, ph	1	0	0	0	Milloy, cf	2	1	0	0
Nadeau, lf	3	0	0	0					
Frank, ph	0	0	0	0					
R. Smith, rf	4	0	0	0					
Totals	31	2	7	2		30	6	8	5

Long Beach 002 000 000—2

Washington 000 051 00x—6

E- R. Smith 2, Hernandez. DP - Long Beach 1, Washington 2. LOB
- Long Beach 7, Washington 3. 2B - Vander Griend, Linville. HR -
Linville (2). SB - Martins, Mecca. CS - B. Smith. S - Falsken,
Newell. SF - Mahle.

Long Beach	IP	H	R	ER	BB	SO
Hernandez L, 7-3	5.2	7	6	5	1	6
Wise	2.1	1	0	0	0	2

Washington	IP	H	R	ER	BB	SO
Spencer W, 6-4	7.0	5	2	2	3	5
Day	2.0	2	0	0	1	0

WP - Hernandez. BK - Spencer. HBP - Frank (by Day). T - 2:19. A -
3,584.

May 30 – Washington 12, Ga. Tech 9, 14 Inn.

Georgia Tech					Washington				
ab	r	h	bi		ab	r	h	bi	
Garciparra, ss	7	2	4	0	Trippy, lf-cf	7	3	4	4
McIntyre, 2b	8	2	2	0	Rutz, 2b	6	1	0	0
Varitek, c	6	1	0	1	VanderGriend, rf	6	2	1	2
Payton, cf	7	2	3	4	Shewey, c	4	0	2	2
Byers, 1b	6	2	2	0	Loucks, pr-lf	1	1	1	3
Hensley, 3b	4	0	1	2	Wimmer, dh	7	0	0	0
Sorrow, dh	2	0	0	0	Junkin, 3b	6	0	2	0
Ritter, lf	2	0	0	0	Newell, ss	6	2	3	0
Smith, lf	6	0	2	2	Mecca, 1b	6	2	3	0
Saier, rf	5	0	0	0	Milloy, cf	4	1	1	1
					Linville, ph	1	0	0	0
					Mahle, c	0	0	0	0
Totals	53	9	14	9		54	12	17	12

Ga. Tech 400 000 013 100 00—9

Washington 300 210 200 100 03—12

E- Garciparra, Saier, T. Barr, Mahle, Rutz. DP - Georgia Tech 1,
Washington 2. LOB - Georgia Tech 15, Washington 15. 2B -
Garciparra, McIntyre, Payton, Shewey, Vander Griend, Trippy 2.
HR - Payton (19), Loucks (1). SB - Garciparra 2, Mecca, Milloy,
Newell, Trippy 3. CS - Junkin, Shewey. S - Hensley, Saier, Rutz.

Georgia Tech	IP	H	R	ER	BB	SO
McGill	3.2	5	5	4	4	1
Duncan	1.0	3	1	1	0	0
T. Barr	4.1	3	2	2	1	2
Saier L, 1-1	4.1	6	4	4	2	3

Washington	IP	H	R	ER	BB	SO
Campbell	7.1	9	5	5	2	2
Merrick	1.0	3	3	3	2	0
Irvine	1.0	1	1	1	0	0
Bice W, 2-0	4.2	1	0	0	4	6

WP - Duncan, Saier, Irvine. PB - Varitek. HBP - Sorrow 2 (by
Campbell); Newell, Shewey (by McGill); Milloy (by Duncan);
Junkin (by Barr); Smith (by Irvine); Shewey (by Saier). T - 4:31. A -
3,815.

May 30 – Georgia Tech 18, Washington 7

Washington					Georgia Tech				
ab	r	h	bi		ab	r	h	bi	
Trippy, lf	5	0	1	1	Payton, cf	4	1	2	4
Rutz, 2b	4	0	1	0	McIntyre, 2b	6	1	1	1
Doherty, 2b	1	0	1	0	Varitek, c	5	2	3	2
Mecca, 1b	4	1	1	0	Byers, 1b	6	2	0	0
Vandergrind, rf	5	3	4	1	Hensley, 3b	5	3	3	1
Loucks, dh	5	1	3	1	Sorrow, ss-lf	3	3	2	1
Mahle, c	3	1	2	1	Smith, lf	3	1	1	2
Newell, ss	3	1	3	2	Garciparra, ss	2	2	2	3
Anderson, ph	1	0	0	0	Easterling, dh	3	1	2	1
Junkin, 3b	5	0	3	1	M. Barr, ph	3	1	0	1
Milloy, cf	4	0	0	0	Saier, rf	4	1	2	2
Totals	40	7	19	7		44	18	18	18

Washington 010 120 300—7

Ga. Tech 620 104 23x—18

E- Mahle, Junkin 2, Newell, Mecca, Milloy, Saier. DP - Washing-
ton 1, Georgia Tech 2. LOB - Washington 11, Georgia Tech 14. 2B
- Varitek, Vander Griend, Saier, Loucks, Sorrow. 3B - Vander
Griend. HR - Vander Griend (8), Garciparra (14). SB - Trippy.

Washington	IP	H	R	ER	BB	SO
Carpenter L, 10-2	0.1	3	5	5	2	0
Gies	5.0	8	6	4	3	0
Smith	1.1	4	4	2	1	0
Schmidt	1.1	3	3	3	3	0

Georgia Tech	IP	H	R	ER	BB	SO
Gogolin W, 12-2	8.0	19	7	7	0	7
Cason	1.0	0	0	0	1	1

WP - Gogolin, Schmidt 2. HBP - Sorrow (by Carpenter); Newell,
Milloy, Mecca (by Gogolin); Garciparra (by Smith); Payton (by
Schmidt). T - 3:03. A - 3,603.

1997 NCAA MIDEAST REGIONAL

DOUBLE ELIMINATION

DUDY NOBLE FIELD/POLK STADIUM, STARKVILLE, MISS.

May 22 – Washington 5, SW Louisiana 4

Washington					SW Louisiana				
ab	r	h	bi		ab	r	h	bi	
Magruder, rf	4	1	2	1	Wilson, 2b	4	1	1	0
Stefonick, lf	3	0	0	1	Hemme, ph	1	0	0	0
Miller, ss	4	0	2	0	Feehan, cf	5	1	1	0
Soules, 1b	4	0	1	0	Aguirre, 1b	3	1	1	0
Wllmsn, dh-p	4	1	0	0	Cantrelle, rf	4	0	2	1
Lentz, 3b	3	0	0	0	Prejean, dh	1	0	1	0
Whtrmrsh, 2b	4	1	1	0	Bailey, ph	1	0	0	0
Bundy, c	4	1	1	1	Fritz, 3b	2	0	0	1
Porter, cf	3	1	1	2	Stafford, 3b	1	0	0	0
					Ryan, lf	4	0	1	0
					Poole, c	3	0	0	0
					Minnick, ph	1	0	0	0
					Calais, ss	3	1	0	0
Totals	33	5	8	5		33	4	7	2
Washington	140	000	000	— 5 8 3					
SW Louisiana	000	220	000	— 4 7 2					
E- Miller 2, Bundy, Wilson, Cantrelle. DP - Washington 3, SW Louisiana 2. LOB - Washington 3, SW Louisiana 7. 2B - Magruder, Miller, Porter. SB - Porter. CS - Williamson.									
Washington		IP	H	R	ER	BB	SO		
Kringen W, 11-2		6.2	7	4	2	4	6		
Williamson S, 6		2.1	0	0	0	0	2		
SW Louisiana		IP	H	R	ER	BB	SO		
Poland L, 12-5		9.0	8	5	2	0	9		
WP - Poland. HBP - by Kringen (Aguirre), by Poland (Stefonick, Lentz). T - 2:19. A - 2,716.									

May 23 – UW 5, Mississippi State 4

Mississippi State					Washington				
ab	r	h	bi		ab	r	h	bi	
Bryan, rf	4	1	1	0	Magruder, rf	5	1	3	0
Thoms, lf	4	1	0	0	Woods, lf	5	1	1	1
Lee, 1b	3	0	1	1	Miller, ss	5	1	2	2
Piatt, 3b	4	1	2	1	Soules, 1b-2b	4	0	2	1
Scioneaux, cf	3	1	1	1	Erickson, dh	3	0	2	1
Freeman, ss	4	0	0	0	Lentz, 3b	4	0	1	0
Patton, c	4	0	3	1	Nakagawa, 2b	1	0	0	0
Dabbs, dh	2	0	0	0	Na ph-1b-2b	3	1	1	0
Terry, dh	2	0	0	0	Bundy, c	3	0	0	0
Chapman, 2b	4	0	1	0	Orgill, ph	0	0	0	0
					Whtrmrsh, pr	0	1	0	0
					Porter, cf	4	0	0	0
Totals	34	4	9	4		37	5	12	5
Mississippi St.	400	000	000	— 4 9 3					
Washington	000	000	014	— 5 12 2					
E- Lee, Chapman, Reinike, Lentz, Na. DP - Mississippi St. 2, Washington 3. LOB - Mississippi State 5, Washington 10. 2B - Patton, Soules, Lentz. 3B - Piatt. SB - Bryan, Scioneaux, Magruder. CS - Scioneaux, Magruder. SF - Lee									
Mississippi State		IP	H	R	ER	BB	SO		
Chris Reinike		8.0+	8	3	3	3	4		
Van Johnson L, 5-3		0.1	4	2	2	0	1		
Washington		IP	H	R	ER	BB	SO		
Heaverlo W, 7-4		9.0	9	4	4	1	6		
Reinike faced two batters in the ninth. WP - Heaverlo. T - 2:31. A - 8,364.									

May 24 – Washington 8, Georgia Tech 4

Washington					Georgia Tech				
ab	r	h	bi		ab	r	h	bi	
Magruder, rf	4	1	2	1	Leggett, 2b-ss	5	1	3	0
Na, lf	4	0	0	0	Hood, ss	4	0	1	1
Stefonick, lf	1	0	0	0	Stuetz, pr-2b	1	1	0	0
Miller, ss	4	2	1	0	Fischer, rf	5	1	2	0
Soules, 1b	5	1	3	1	Thomas	5	0	2	0
Wllmsn, dh	5	0	1	0	Wilson, dh	4	0	2	2
Lentz, 3b	4	1	3	2	Prather, lf	4	0	0	0
Nkagawa, 2b	4	1	0	0	Honeycutt, 3b	3	0	0	0
Bundy, c	5	1	1	1	McQueen, c	0	0	0	0
Porter, cf	2	1	0	0	Papetti, c	4	0	2	0
					Easterling, cf	2	1	0	0
Totals	38	8	11	5		37	4	12	3
Washington	205	001	000	— 8 11 1					
Georgia Tech	000	000	400	— 4 12 5					
E- Lentz, Leggett, Fischer, Prather, Honeycutt 2. DP - Washington 3. LOB - Washington 11, Georgia Tech 9. 2B - Magruder, Miller, Soules, Lentz, Leggett. SB - Magruder 2, Nakagawa, Bundy, Porter, Honeycutt.									
Washington		IP	H	R	ER	BB	SO		
Hampton W, 7-1		7.0	11	4	1	2	3		
Morrison		2.0	1	0	0	0	3		
Georgia Tech		IP	H	R	ER	BB	SO		
Elder L, 9-4		7.0	10	8	3	3	4		
Young		0.2	1	0	0	0	1		
McGill		0.1	0	0	0	0	1		
Crowder		1.0	0	0	0	1	1		
PB - Bundy. HBP - by Elder (Porter 2), by Morrison (Honeycutt), by Crowder (Lentz). T - 2:48. A - 2,225.									

May 25 – Mississippi State 7, UW 5

Mississippi State					Washington				
ab	r	h	bi		ab	r	h	bi	
Bryan, rf	2	0	0	1	Magruder, rf	5	2	4	1
R. Thoms, lf	5	1	1	1	Na, lf	5	0	2	0
Lee, 1b	4	1	1	1	Miller, ss	5	1	2	1
Piatt, 3b	4	1	1	2	Soules, 1b	4	1	2	2
Scioneaux, cf	4	1	1	0	Erickson, dh	4	0	2	1
Freeman, ss	3	1	0	0	Lentz, 3b	4	0	0	0
Patton, c	4	0	0	0	Nakagawa, 2b	4	0	0	0
Weise, dh	4	1	1	0	Bundy, c	4	1	1	0
Chapman, 2b	4	1	2	2	Porter, cf	3	0	0	0
Peebles, 2b	0	0	0	0	Orgill, ph	1	0	0	0
Totals	34	7	7	7		39	5	13	5
Mississippi St.	070	000	000	— 7 7 0					
Washington	120	020	000	— 5 13 1					
E- Nakagawa. LOB - Mississippi St. 4, Washington 7. 2B - R. Thoms, Chapman, Magruder 2, Na, Soules. HR - Piatt (16). SB - Bundy. SF - Bryan.									
Mississippi State		IP	H	R	ER	BB	SO		
Ginter		4.1	11	5	5	0	7		
H. Thoms		4.2	2	0	0	0	7		
Washington		IP	H	R	ER	BB	SO		
Lynch L, 4-5		6.0+	7	7	7	1	4		
Williamson		3.0	0	0	0	2	5		
Lynch faced one batter in the seventh. WP - Ginter, Lynch, Williamson. PB - Bundy. T - 2:21. A - 8,214.									

May 26 – Mississippi State 4, UW 3

Washington					Mississippi State				
ab	r	h	bi		ab	r	h	bi	
Magruder, rf	3	2	2	1	Freeman, ss	3	0	1	0
Porter, cf	4	0	0	0	R. Thoms, lf	4	1	0	0
Stefonick, rf	4	0	0	0	Lee, 1b	3	1	1	0
Soules, ss	4	0	1	1	Piatt, 3b	4	0	0	0
Wllmsn, dh-p	3	0	1	0	Patton, c	4	1	2	2
Erickson, 1b	3	0	0	0	Wiese, dh	4	0	1	0
Lentz, 3b	3	1	1	1	Scioneaux, cf	3	1	1	1
Whtrmrsh, 2b	3	0	0	0	Chapman, 2b	2	0	1	1
Bundy, c	3	0	0	0	Peebles, 2b	0	0	0	0
					Bryan, rf	2	0	0	0
Totals	30	3	5	3		9	4	7	4
Washington	100	010	001	— 3 5 2					
Mississippi State	000	200	02x	— 4 7 1					
E- Erickson, Lentz, DuBose. LOB - Washington 1, Mississippi St. 6. 2B - Soules, Freeman, Patton. 3B - Scioneaux. HR - Magruder (8), Lentz (9). SB - Magruder. CS - Williamson, Scioneaux. SF - Chapman.									
Washington		IP	H	R	ER	BB	SO		
Kringen L, 11-3		7.0+	5	3	2	3	5		
Williamson		1.0	2	1	0	0	0		
Mississippi State		IP	H	R	ER	BB	SO		
DuBose W, 9-3		9.0	5	3	2	1	10		
Kringen faced one batter in the eighth. WP - Williamson. HPB - by Williamson (Lee). T - 2:09. A - 10,688.									



Leadoff man Chris Magruder, who batted .553 (21-for-38) over nine career NCAA Regional games, was named to two all-regional teams. Magruder hit safely in 15 straight postseason games and had multiple hits in 13 of 16 career postseason games. His career postseason stats (NCAA and Pac-10): 35-for-68 (.515), 27 runs, 17 runs batted in, seven doubles, three homers, 11 steals.

1998 NCAA CENTRAL REGIONAL

DOUBLE ELIMINATION

OLSEN FIELD, COLLEGE STATION, TEXAS

May 21 – Mississippi State 7, Washington 6

Mississippi State					Washington				
ab	r	h	bi		ab	r	h	bi	
Wiese, rf	5	0	1	0	Magruder, cf	4	0	3	0
R. Thoms, lf	4	1	2	1	Stefonick, rf	5	0	2	0
Freeman, ss	3	2	2	0	Miller, ss	5	0	0	0
R. Lee, 1b	4	2	1	2	Lentz, 3b	5	2	3	0
Bryan, cf	4	1	1	1	Woods, lf	4	0	1	0
Chapman, 3b	2	0	0	1	Erickson, 1b	4	1	1	2
Patton, c	3	0	1	0	Woody, dh	3	0	0	0
Dabbs, dh	3	0	0	1	Orgill, ph	1	0	0	0
Lotterhos, 2b	3	1	1	0	Bundy, c	4	1	1	1
Peeples, 3b	0	0	0	0	Rittenhouse, 2b	3	1	1	1
					Na, ph	1	1	1	1
Totals	31	7	9	6		39	6	13	5

Mississippi State 200 011 300 — 7 9 2

Washington 010 010 022 — 6 13 2

E- Freeman, Jackson, Rittenhouse. DP - Mississippi State 2, Washington 3. LOB - Mississippi State 7, Washington 8. 2B - Freeman, Bryan, Magruder, Stefonick. 3B - Lentz. HR - Lee (16), Erickson (12), Bundy (7), Rittenhouse (3), Na (4). SB - Wiese, R. Thoms, Woods. SH - Chapman, Woods. SF - Chapman, Dabbs.

Mississippi State	IP	H	R	ER	BB	SO
Jackson W, 10-2	7.2	10	4	3	0	10
Compton	0.1	2	2	2	0	0
H. Thoms S, 6	1.0	1	0	0	1	0

Washington	IP	H	R	ER	BB	SO
Heaverlo L, 5-3	6.1	7	7	5	5	2
Massingale	2.2	2	0	0	0	0
WP - Jackson. HBP - by Heaverlo (Freeman), by Heaverlo (Freeman). T - 2:52. A - 1,511.						

May 22 – Washington 20, Rice 11

Washington					Rice				
ab	r	h	bi		ab	r	h	bi	
Magruder, cf	4	3	1	3	Richards, 2b	4	1	0	0
Stefonick, rf	6	2	2	7	Williams, rf	4	0	1	1
Miller, ss	2	2	1	2	Crosby, cf	4	1	1	0
Erickson, 1b	5	1	2	3	Thames, ss	5	2	2	0
Lentz, 3b	4	1	0	1	Hodge, 1b	4	2	1	0
Woods, lf	6	2	1	0	Baker, 1b	4	1	0	1
Na, dh	5	2	4	3	Savarino, lf	5	2	1	3
Bundy, c	5	2	3	0	Berg, dh	5	2	3	3
Orgill, c	1	1	0	0	Curry, c	5	0	1	1
Rittenhouse, 2b	3	3	1	0					
Ticen, ph	0	1	0	0					
Whitemarsh, 2b	0	0	0	0					
Totals	41	20	15	19		40	11	10	9

Washington 001 652 213 — 20 15 4


Rice 600 022 010 — 11 10 2

E- Miller, Erickson, Lentz 2, Curry, Bess. DP - Rice 1. LOB - Washington 13, Rice 8. 2B - Stefonick, Na, Curry. 3B - Magruder. HR - Stefonick (7) (grand slam), Miller (12), Erickson (13), Na (5), Berg (7). SB - Magruder 2, Miller, Bundy. CS - Bundy. SF - Baker

Washington	IP	H	R	ER	BB	SO
Carlsen	4.1	7	8	0	4	2
Williamson W 3-0	4.2	3	3	3	1	1

Rice	IP	H	R	ER	BB	SO
Nichols	3.0	3	5	4	2	1
Kurtz-Nicholl L 3-2	1.2	4	6	6	1	1
Bess	3.1	7	6	5	4	4
Nemer	0.2	1	3	3	1	0
Terrana	0.1	0	0	0	1	0

WP - Williamson 3, Nichols, Nemer. HBP - by Nichols (Stefonick, Na, Magruder, Lentz, Woods), by Kurtz-Nicholl (Magruder), by Bess (Rittenhouse), by Nemer (Ticen, Miller, Erickson). T - 3:37. A - 2,030.



Third baseman Ryan Lentz, who was named to the 1998 All-Central Regional team, tied the UW single-season record at the time by hitting his 16th home run in Washington's 13-6 win over Oral Roberts.

May 23 – Washington 13, Oral Roberts 6

Oral Roberts					Washington				
ab	r	h	bi		ab	r	h	bi	
Mosher, ss	4	0	3	1	Magruder, cf	4	1	2	1
Weeks, 3b	4	0	0	0	Stefonick, rf	4	2	1	0
Shackelford, 3b	0	0	0	0	Miller, ss	3	3	1	1
Dinsmore, p-dh	5	0	2	0	Lentz, 3b	4	2	2	5
Dean, c	3	0	1	0	Ticen, dh	4	0	0	0
Bowman, c	1	0	0	0	Erickson, 1b	4	2	3	3
Hill, rf	3	1	0	0	Woods, lf	3	1	1	1
Duffield, 1b	4	2	2	0	Na, ph-lf	0	0	0	0
Neill, 1b	0	0	0	0	Bundy, c	3	2	2	2
Vandeventer, lf	5	0	2	1	Orgill, c	1	0	0	0
Gann, 2b	4	2	1	1	Rittenhouse, 2b	4	0	0	0
Stallings, of	5	1	3	2					
Totals	38	6	14	5		34	13	12	13

Oral Roberts 010 002 300 — 6 14 1

Washington 443 110 00x — 13 12 0

E- Duffield. DP - Washington 1. LOB - Oral Roberts 16, Washington 2. 2B - Duffield 2, Gann, Stefonick, Lentz, Erickson 2, Woods, Bundy. HR - Stallings (5), Lentz (16), Erickson (14), Bundy (8). SB - Mosher 2, CS - Mosher, Magruder, Na. SF - Magruder.

Oral Roberts	IP	H	R	ER	BB	SO
Dinsmore L, 8-5	2.0	6	9	6	2	2
Bos	0.0	2	2	2	0	0
Hoffman	5.0	3	2	2	2	1
Reichard	1.0	1	0	0	0	1

Washington	IP	H	R	ER	BB	SO
Hampton W, 4-4	6.0	8	3	3	6	2
Linarelli	1.0	4	3	3	1	0
Morrison	1.0	1	0	0	0	1
Lee	1.0	1	0	0	1	2

WP - Linarelli. BK - Hampton. HBP - by Hampton (Dean), by Linarelli (Hill), by Morrison (Duffield). T - 3:15. A - 1,093.

May 24 – Texas A&M 6, Washington 4

Washington					Texas A&M				
ab	r	h	bi		ab	r	h	bi	
Magruder, cf	5	0	2	1	Tyner, cf	4	0	1	1
Stefonick, rf	5	0	1	1	Scarsborough, ss	3	1	1	0
Miller, ss	4	0	0	0	Kuzmic, 3b	4	2	1	1
Lentz, 3b	3	1	0	0	Scheschuk, 1b	4	0	1	0
Williamson, dh	4	1	1	2	Holt, rf	4	1	1	2
Erickson, 1b	4	0	1	0	Heinrichs, rf	0	0	0	0
Bundy, c	4	0	1	0	Truitt, lf	4	0	1	0
Woods, lf	2	1	1	0	Heaney, 2b	3	0	0	0
Rittenhouse, 2b	1	1	0	0	Hudson, dh	3	1	1	1
Na, ph	1	0	0	0	Sandusky, c	2	1	1	0
Totals	33	4	7	4		31	6	8	5

Washington 000 210 100 — 4 7 1

Texas A&M 000 202 20x — 6 8 1

E- Erickson, Kuzmic. DP - Washington 1. LOB - Washington 7, Texas A&M 3. 2B - Scarborough. 3B - Tyner. HR - Williamson (4), Holt (7), Hudson (5). SB - Lentz, Woods. CS - Woods, Truitt.

Washington	IP	H	R	ER	BB	SO
Heaverlo	5.0	4	4	4	2	6
Massingale L, 6-2	3.0	4	2	2	0	4

Texas A&M	IP	H	R	ER	BB	SO
Fossum	6.1	6	4	4	2	6
French	2.2	1	0	0	1	3

WP - Fossum. HBP - by Fossum (Rittenhouse), by Fossum (Rittenhouse). T - 2:32. A - 4,047.

NCAA SERIES RECORDS

vs. Arizona (1992): 1-0

vs. Fresno State (1959 & 1992): 2-2

vs. Georgia Tech (1994 & 1997): 2-2

vs. Harvard (2002): 1-0

vs. Hawaii (1992): 0-1

vs. Long Beach State (1994 & 2003): 2-2

vs. Minnesota (2003): 2-0

vs. Mississippi State (1997 & 1998): 1-3

vs. Oral Roberts (1998): 1-0

vs. Pepperdine (1992): 0-1

vs. Rice (1998 & 2002): 2-1

vs. Santa Clara (1994): 1-0

vs. Southwestern Louisiana (1997): 1-0

vs. Texas A&M (1998): 0-1

vs. Texas Tech (2002): 1-1

2002 NCAA HOUSTON REGIONAL

DOUBLE ELIMINATION

RECKLING PARK, HOUSTON, TEXAS

May 31 – Texas Tech 5, Washington 4

Washington					Texas Tech				
ab	r	h	bi		ab	r	h	bi	
T. Johnson, rf	5	1	1	0	Slack, cf	5	1	2	1
Reynolds, ss	3	0	2	2	Jordan, lf	3	1	2	1
Larsen, 1b	4	0	0	0	Alvarez, ss	3	0	0	0
Davidson, lf	4	1	3	1	Durazo, c	3	1	2	1
Done, 3b	4	1	1	0	Edwards, rf	4	0	0	0
Garthwaite, cf	4	0	2	0	McElroy, dh	4	1	1	0
Otness, dh	4	0	1	1	Brown, 3b	4	0	2	1
Hathaway, c	4	0	0	0	Cranford, 1b	1	0	1	1
Isaacson, 2b	2	1	0	0	Fossum, pr	0	0	0	0
					Blankenship, 1b	1	0	0	0
					Smith, 2b	4	1	1	0
Totals	34	4	10	4		32	5	11	5
Washington	001	100	110	—	4	10	1		
Texas Tech	200	200	001	—	5	11	1		
E- T. Johnson, Cranford. DP - Washington 2, Texas Tech 2. LOB - Washington 6, Texas Tech 6. 2B - T. Johnson, Jordan, Smith. HR - Davidson (14). SB - Slack. CS - Davidson, Isaacson, Jordan. SH - Alvarez. SF - Cranford.									
Washington		IP	H	R	ER	BB	SO		
Kohn L, 11-5		8.2	11	5	4	3	7		
Texas Tech		IP	H	R	ER	BB	SO		
Gooch		6.2	9	3	3	1	1		
Harbin		0.1	0	0	0	0	0		
Rowe W, 10-2		2.0	1	1	1	0	0		
HBP - by Gooch (Isaacson), by Gooch (Reynolds). T - 2:45. A - 3,031.									

June 1 – Washington 4, Harvard 2

Washington					Harvard				
ab	r	h	bi		ab	r	h	bi	
T. Johnson, rf	3	0	1	1	Wallace, rf/3b	4	0	1	1
Reynolds, ss	4	0	2	0	Shakir, 2b	4	0	1	0
Davidson, lf	4	0	0	0	Meger, ss	4	0	1	0
Larsen, 1b	4	0	0	0	Hendricks, dh	4	1	1	1
Done, 3b	4	0	0	0	Mann, c	4	0	1	0
Garthwaite, cf	4	1	3	0	Hordon, lf	3	0	1	0
Otness, dh	4	1	2	1	SanSalvador, 1b	3	0	0	0
Jacobson, pr	0	0	0	0	N. Carter, 3b	1	0	0	0
Hathaway, c	4	1	1	1	Kropf, ph	1	0	0	0
Isaacson, 2b	4	1	1	1	Sheffield, rf	0	0	0	0
					Hale, cf	3	1	1	0
Totals	35	4	10	4		31	2	7	2
Washington	000	400	000	—	4	10	0		
Harvard	001	100	000	—	2	7	2		
E- Wallace, Shakir. DP - Washington 2. LOB - Washington 5, Harvard 3. 2B - Garthwaite, Otness. 3B - Isaacson. HR - Hendricks (6). SB - Reynolds. CS - T. Johnson, Reynolds, Hathaway.									
Washington		IP	H	R	ER	BB	SO		
White W, 7-2		9.0	7	2	2	0	6		
Harvard		IP	H	R	ER	BB	SO		
Crockett L, 6-4		9.0	10	4	4	0	9		
WP - Crockett 2HBP - by Crockett (T. Johnson), by White (N. Carter). BK - White. PB - Mann. T - 2:20. A - 2,062.									

June 1 – Washington 3, Texas Tech 1

Texas Tech					Washington				
ab	r	h	bi		ab	r	h	bi	
Slack, cf	4	1	1	0	T. Johnson, rf	4	0	0	0
Jordan, lf	4	0	1	0	Reynolds, ss	3	2	2	0
Alvarez, ss	4	0	1	0	Davidson, lf	3	1	1	2
Durazo, c	2	0	1	1	Larsen, 1b	3	0	1	1
Edwards, rf	2	0	0	0	Garthwaite, cf	4	0	0	0
Fuller, ph/rf	1	0	0	0	Otness, dh	4	0	1	0
McElroy, dh	3	0	0	0	Done, 3b	3	0	0	0
Brown, 3b	4	0	1	0	Hathaway, c	3	0	0	0
Cranford, 1b	4	0	1	0	Isaacson, 2b	2	0	0	0
Smith, 2b	4	0	0	0					
Totals	32	1	6	1		29	3	5	3
Texas Tech	000	000	010	—	1	6	2		
Washington	200	000	01	—	3	5	0		
E- Durazo, Smith. DP - Texas Tech 1. LOB - Texas Tech 8, Washington 7. 2B - Jordan, Durazo, Reynolds. HR - Davidson (15). SB - Reynolds.									
Texas Tech		IP	H	R	ER	BB	SO		
Fouts L, 8-7		7.0	3	3	3	4	4		
Newman		0.1	0	0	0	0	0		
Harbin		0.0	1	0	0	0	0		
Rowe		0.2	1	0	0	0	2		
Washington		IP	H	R	ER	BB	SO		
C. Johnson W, 3-2		7.2	5	1	1	3	1		
Carter		0.0	1	0	0	0	0		
Shepple S, 6		1.1	0	0	0	1	2		
HBP - by Fouts (Done). PB - Hathaway. T - 3:02. A - 2,313.									



Sean White out-dueled Harvard ace and first-round draft pick Ben Crockett in the UW's 4-2, elimination-game win over the Crimson.

June 2 – Washington 7, Rice 6

Rice					Washington				
ab	r	h	bi		ab	r	h	bi	
Kolkhorst, lf	4	1	1	0	T. Johnson, rf	5	1	2	0
Porfirio, cf	5	0	0	0	Reynolds, ss	5	1	2	2
Arnold, 2b	3	1	1	0	Davidson, lf	5	0	1	1
Sinisi, 1b	4	1	1	2	Larsen, 1b	4	1	1	0
Brown, 3b	2	2	2	1	Otness, dh	3	0	2	1
Cruz, dh	4	1	2	2	Jacobson, pr	0	1	0	0
Janish, ss	3	0	0	0	Garthwaite, cf	5	1	3	3
Davis, rf	4	0	0	1	Done, 3b	2	0	1	0
Blackington, c	4	0	0	0	Hathaway, c	4	1	0	0
					Isaacson, 2b	3	1	0	0
Totals	33	6	7	6		36	7	12	7
Rice		100	302	000	—	6	7	1	
Washington		001	020	103	—	7	12	2	
2 outs, 0 runners left on base when game ended									
E- Porfirio, Done, Isaacson. DP - Washington 1. LOB - Rice 5, Washington 9. 2B - Kolkhorst, Brown, Reynolds. HR - Sinisi (11), Cruz (16), Garthwaite (16). SB - Isaacson. SH - Janish, Done.									
Rice		IP	H	R	ER	BB	SO		
Humber		7.0	10	4	4	2	7		
Tribe L, 4-4		1.2	2	3	3	0	1		
Washington		IP	H	R	ER	BB	SO		
Daniels		5.2	7	6	6	2	2		
Fenton W, 3-3		3.1	0	0	0	2	0		
WP - Humber. HBP - by Humber (Otness), by Humber (Larsen), by Tribe (Otness). T - 2:54. A - 3,044.									

June 2 – Rice 14, Washington 2

Rice					Washington				
ab	r	h	bi		ab	r	h	bi	
Kolkhorst, lf	6	3	5	1	T. Johnson, rf	5	1	1	0
Davis, rf	5	2	1	1	Reynolds, ss	3	0	0	0
Arnold, 2b	6	1	1	2	Batkoski, ph/ss	2	0	1	0
Sinisi, 1b	4	2	2	1	Davidson, lf	3	1	2	0
Brown, 3b	5	1	1	1	Wagner, ph/lf	2	0	0	1
Bubela, dh	1	1	1	2	Larsen, 1b	4	0	1	0
Cruz, dh	3	0	1	0	Otness, dh	1	0	0	0
Lohrsbach, dh	1	0	0	0	Garthwaite, cf	3	0	0	1
Janish, ss	4	0	0	0	Jacobson, cf	1	0	1	0
Porfirio, cf	5	2	3	2	Done, 3b	3	0	0	0
Ruchti, c	5	2	2	1	Hathaway, c	2	0	0	0
					Be. Johnson, c	2	0	0	0
					Isaacson, 2b	4	0	3	0
Totals	45	14	17	11		35	2	9	2
Rice		015	152	000	—	14	17	1	
Washington		000	001	100	—	2	9	3	
E- Brown, Done 2, Hathaway. DP - Rice 2, Washington 2. LOB - Rice 10, Washington 10. 2B - Kolkhorst, Bubela, Cruz, Porfirio, Ruchti, Davidson, Isaacson.									
Rice		IP	H	R	ER	BB	SO		
Niemann W, 5-1		5.1	4	1	1	3	6		
Townsend		2.2	5	1	1	0	1		
Aardsma		1.0	0	0	0	0	1		
Washington		IP	H	R	ER	BB	SO		
Petersen L, 1-3		3.0	6	6	5	3	2		
Dowling		0.1	2	1	1	1	1		
Gibson		0.2	2	2	2	0	0		
Carter		2.2	6	5	5	1	0		
Colburn		2.1	1	0	0	1	1		
WP - Niemann, Petersen 2, Dowling 2. HBP - by Niemann (Otness). BK - Carter. PB - Be. Johnson. T - 3:10. A - 2,412.									

2003 NCAA LONG BEACH REGIONAL

DOUBLE ELIMINATION

BLAIR FIELD, LONG BEACH, CALIFORNIA

May 30 – Washington 5, Minnesota 3

Washington					Minnesota				
ab	r	h	bi		ab	r	h	bi	
Lillibridge, cf	5	1	2	0	Steidl, cf	4	1	1	0
T. Reynolds, ss	5	0	2	1	Pattee, rf	5	1	1	0
Hathaway, c	5	0	3	1	Appert, 2b	4	0	0	0
Wagner, rf	4	0	1	0	Welch, ss	4	0	2	0
Boudon, lf	3	1	0	1	Hunter, dh	3	0	0	0
Batkoski, dh	4	0	1	0	Becker, dh	1	0	0	1
Larsen, 1b	5	0	0	0	Elder, c	3	0	1	1
Otness, 3b	4	2	2	1	Hrncirik, 3b	4	0	0	0
Isaacson, 2b	4	1	1	1	Roach, 1b	3	0	0	0
					Leseman, lf	3	1	1	0
Totals	39	5	12	5		34	3	6	2

Washington 100 200 011 — 5 12 2
 Minnesota 001 000 200 — 3 6 4

E- Isaacson, Carter, Elder, Hrncirik 3. LOB - Washington 13, Minnesota 13. 2B - Isaacson. SH - Isaacson, Leseman. SF - Boudon, Leseman. CS - T. Reynolds.

Washington	IP	H	R	ER	BB	SO
White	6.0	4	3	2	5	3
Baysinger	0.2	0	0	0	2	0
Carter W, 1-1	0.2	0	0	0	0	0
Fenton S, 11	1.2	2	0	0	0	0

Minnesota	IP	H	R	ER	BB	SO
Perkins L, 10-2	8.0	10	4	4	3	5
Moen	1.0	2	1	1	1	1

HBP - by Baysinger (Elder). BK - White, Perkins. T - 3:26. A - 1,181.

May 31 – Washington 4, Minnesota 1

Minnesota					Washington				
ab	r	h	bi		ab	r	h	bi	
Steidl, cf	5	0	0	0	Lillibridge, cf	4	0	2	1
Pattee, rf	5	0	1	0	Isaacson, 2b	4	1	2	0
Appert, 2b	3	1	1	0	Hathaway, c	4	1	2	1
Welch, ss	5	0	1	0	Wagner, rf	4	0	1	0
Elder, c	3	0	1	0	Boudon, lf	4	1	2	2
Becker, dh	4	0	2	1	Larsen, 1b	4	0	2	0
Hrncirik, 3b	3	0	0	0	T. Reynolds, ss	4	0	1	0
Roach, 1b	3	0	0	0	Otness, 3b	4	0	1	0
Leseman, ph	1	0	1	0	Batkoski, dh	4	1	1	0
Sanders, pr	0	0	0	0					
MacLean, lf	3	0	0	0					
Fornasiero, lf	1	0	0	0					
Totals	36	1	7	1		36	4	14	4

Minnesota 000 001 000 — 1 7 0
 Washington 003 100 00 — 4 14 3

E- Lillibridge, Isaacson, Otness. DP - Minnesota 2. LOB - Minnesota 12, Washington 8. 2B - Hathaway, T. Reynolds, Batkoski. HR - Boudon (22).

Minnesota	IP	H	R	ER	BB	SO
Robert L, 6-2	3.1	10	4	4	0	1
Moldrem	4.2	4	0	0	0	2

Washington	IP	H	R	ER	BB	SO
Dowling W, 7-2	6.2	6	1	0	3	5
Baysinger	1.2	1	0	0	0	2
Fenton S, 12	0.2	0	0	0	1	1

T - 2:53. A - 1,039.

June 1 – Long Beach State 7, Washington 2

Washington					Long Beach State				
ab	r	h	bi		ab	r	h	bi	
Lillibridge, cf	4	0	1	0	Jennings, c	4	1	3	3
T. Reynolds, ss	4	0	1	0	Hutting, 2b	4	0	1	1
Hathaway, c	4	1	2	1	Bowker, dh	3	0	1	1
Wagner, rf	4	0	0	0	Tulowitzki, ss	4	0	0	0
Boudon, lf	4	1	1	0	Heether, 3b	4	0	1	0
Batkoski, dh	4	0	2	1	Hofius, 1b	4	1	1	0
Larsen, 1b	3	0	0	0	Davis, rf	2	2	1	0
Otness, 3b	4	0	1	0	Buhagiar, lf	1	2	0	0
Isaacson, 3b	3	0	1	0	Velazco, cf	3	1	1	1
Totals	34	2	9	2		29	7	9	6

Washington 000 000 002 — 2 9 2

Long Beach State 002 041 00 — 7 9 0

E- Lillibridge, C. Johnson. DP - Washington 4, Long Beach State 2. LOB - Washington 6, Long Beach State 5. 2B - Batkoski. 3B - Hofius. HR - Hathaway (5). Sh - Buhagiar. SB - Davis

Washington	IP	H	R	ER	BB	SO
C. Johnson L, 6-4	4.1	3	3	2	1	1
Carter	0.0	0	2	2	2	0
Robertson	1.0	4	2	1	1	0
Kasser	2.2	2	0	0	1	1

Long Beach State	IP	H	R	ER	BB	SO
Ramos W, 6-4	7.0	6	0	0	0	1
Jamison	2.0	3	2	2	0	0

HBP - by Ramos (Larsen), by Robertson (Davis). T - 2:50. A - 2,375.

May 31 – Long Beach State 7, Washington 2

Long Beach State					Washington				
ab	r	h	bi		ab	r	h	bi	
Jennings, c	5	0	1	0	Lillibridge, cf	4	1	1	2
Hutting, 2b	4	0	0	0	Isaacson, 2b	4	0	0	0
Bowker, dh	4	1	1	0	Hathaway, c	4	0	1	0
Tulowitzki, ss	4	1	0	0	Wagner, lf	4	0	1	0
Heether, 3b	2	2	0	0	Larsen, 1b	4	0	1	0
Hofius, 1b	2	3	2	2	Boudon, dh	4	0	1	0
Davis, rf	3	0	2	4	Otness, 3b	3	0	0	0
Buhagiar, lf	4	0	2	1	T. Reynolds, ss	3	0	0	0
Velazco, cf	3	0	0	0	T. Johnson, rf	2	1	0	0
Totals	31	7	8	7		32	2	5	2

Long Beach State 000 200 140 — 7 8 0
 Washington 002 000 000 — 2 5 0

DP - Washington 1. LOB - Long Beach State 6, Washington 4. 2B - Davis. HR - Lillibridge (13). SH - Davis, Velazco. CS - Jennings.

Long Beach State	IP	H	R	ER	BB	SO
Weaver W, 14-3	9.0	5	2	2	1	6

Washington	IP	H	R	ER	BB	SO
Petersen L, 6-6	7.1	5	6	6	4	2
Carter	1.2	3	1	1	1	2

HBP - by Petersen (Tulowitzki, Heether). PB - Jennings. T - 2:43. A - 2,089.



Brent Lillibridge made the 2003 NCAA Long Beach Regional all-tournament team after batting .353 with a homer and three RBIs in regional play.

2004 HUSKIES' CAREER NCAA REGIONAL STATS

Player	G	Avg.	AB	R	H	RBI	2B	3B	HR
Lillibridge	4	.353	17	2	6	3	0	0	1
Otness	8	.333	30	3	10	4	2	0	0
Batkoski	3	.333	12	1	4	1	2	0	0
Hathaway	8	.219	32	4	7	4	1	0	1
T. Johnson	5	.211	19	3	4	1	1	0	0
Isaacson	8	.185	27	3	5	2	1	1	0
Larsen	8	.161	31	1	5	1	0	0	0

Pitcher	ERA	W-L	Sv	IP	H	R	ER	BB	SO
Dowling	0.00	1-0	0	6.2	6	1	3	3	5
Fenton	0.00	1-0	2	5.2	2	0	0	4	1
Kasser	0.00	0-0	0	2.2	2	0	0	1	1
Baysinger	0.00	0-0	0	2.1	1	0	0	2	2

WASHINGTON'S NCAA HISTORY

In the last decade or so, the Huskies have become a dangerous team when it comes to NCAA play. In six appearances over the last 12 seasons, the Huskies have finished third twice and second four times despite being a sixth, fifth, fourth seed once each and three times a third seed. Prior to the '90's, the Huskies had made only one NCAA appearance. Here's a recap of each of the Huskies' trips to the NCAA postseason:

1959

In 1959, the Huskies advanced to the NCAA District 8 championship against Fresno State in a round-about fashion. Washington lost a best-of-three series for the Pacific Coast Conference title to USC, but the Trojans were ineligible for NCAA play that season and Washington got in.

The Huskies and Bulldogs fought for the berth to the College World Series with a three-game set at Seattle's historic Sick's Stadium (since torn down, Sick's Stadium was the home of the Pacific Coast League's Seattle Rainiers as well as the Seattle Pilots). In game one, FSU pinch hitter Jim Gregory got a hit off of UW reliever Bob Johnson with no outs in the bottom of the ninth to drive in the winning run in the 3-2 FSU win. The following afternoon, Earle Irvine, who was borrowed from the basketball team to play that day, pitched the Huskies to a 5-4 victory over the Bulldogs. Centerfielder Jerry Thornton had three hits as the Huskies held off a late FSU challenge. In the second game of the afternoon, the Bulldogs' bats came to life as they scored 10 runs off of five UW pitchers.

1992

Washington would have to wait 33 years to make its next NCAA appearance. This time, Washington was the sixth seed in the six-team 1992 West I Regional field at Tucson, Arizona. In its first game, Washington

upset the host and top seed, beating Arizona 6-5. Starter Chris Berg threw 7.2 innings, allowing only four hits and one run. The Wildcats, led by John Tejcek's two homers, scored four in the bottom of the ninth, but UW's Eric Schmidt came in to close the door on the Wildcats.

Game two matched the Huskies with old foe Fresno State and the Huskies came up with a miraculous finish to tie the series. Trailing 3-2 in the bottom of the ninth, UW got a break when the FSU shortstop made a bad throw to first on a grounder by Derrin Doty. Steve Murphy singled Doty to second and Jeff Weible sent him home with another single. The winning run came when Murphy scored when the FSU pitcher overthrew third base on a bunt by Ryan Rutz. Jim Riley went the distance for his school-record-tying 10th win.

Only two wins away from the College World Series, the Huskies' string ran out with an 11-0 loss to eventual national champion Pepperdine. That was followed by a 9-3 defeat at the hands of Hawaii, a game in which Washington trailed only 4-3 in the eighth inning.

1994

Washington posted another thrilling postseason in 1994 when the Huskies earned an at-large berth to the Midwest II Regional in Wichita. The fifth-seeded Dawgs beat second-seeded Long Beach State in the opener, 10-4. Washington was down 3-0 going into the fourth, but posted six runs in that inning, including three on a home run by Ross Junkin. The following day, Washington was trailing Santa Clara, 7-2, before scoring nine runs in the last three innings, including five in the ninth. Brett Merrick kept the UW in the game, getting out of a bases-loaded, no-outs jam in the bottom of the eighth before the five-run ninth that was capped by Greg Mecca's three-run homer.

In the winners' bracket semi-final against top seed Georgia Tech, the Huskies' bats fell quiet in a 6-2 loss. Tech All-American Nomar Garciaparra accounted for five RBI with a double and a home run. Washington trailed once again in the evening game that would decide who would face the Yellow Jackets on championship Monday. After falling behind 2-0, the Huskies scored five in the fifth, including three on a homer by Sean Linville, and came out with a 6-2 win.

In game one, Brian Loucks' three-run homer, his first HR of the season, in the bottom of the 14th inning gave Washington a 12-9 win and forced another game. Freshman Justin Bice, who had thrown only 12 innings all season, allowed only one hit in 4.2 innings for a win. Washington had trailed 4-0 after a half inning in that game and took an 8-4 lead into the eighth. In game two, the Huskies ran out of gas and lost 18-7 despite grinding out 19 hits. Washington fell behind 6-0 in the first and never got closer than five runs. UW right fielder Jon Vander Griend topped a tremendous tournament by hitting for the cycle in the final game of 1994.

1997

The 1997 Mideast Regional was another successful trip for the Huskies as they had two shots to win one

game and go to the College World Series, but fell twice to host Mississippi State in front of huge crowds. Jake Kringen won game one for the Dawgs, outlasting SW Louisiana ace Trey Poland for a 5-4 win. In the second game, Washington, playing as the home team, sent 8,364 Mississippi State fans home in shock, scoring four runs in the bottom of the ninth to win, 5-4. Kevin Miller's bases-loaded single tied it and Ryan Soules' double sent home Kyle Woods for the win. Freshman Jeff Heaverlo allowed four in the first, but went the distance for the win.

The Huskies beat top-seeded Georgia Tech in game three, 8-4, with Ryan Lentz and Soules each providing three hits. The win sent the Huskies to the championship round, and Mississippi State needed two wins to make it to Omaha. In the first game, the Huskies gave up seven runs in the second to fall behind. Despite four hits (including two doubles) from Chris Magruder, the UW fell short, 7-5. Rain postponed the final game until the next day when Kringen, the UW ace, faced MSU ace Eric DuBose in front of 10,688 fans. MSU broke a 2-2 tie in the bottom of the eighth and DuBose went the distance for the win. Magruder, who batted .619 for the five games, was a unanimous selection to the all-tournament team, but DuBose was the regional's MVP.

1998


In 1998, the Huskies were seeded No. 3 at the Central Regional at Texas A&M. Game one matched the Dawgs against a familiar foe in Mississippi State, and the Bulldogs handed the Huskies a 7-6 loss despite the Huskies scoring four runs over the last two innings to close the game. In the next game, the Huskies got seven RBI from Nick Stefanick and were hit by 10 pitches (an NCAA record) as they rolled over No. 1 seed Rice, 20-11. The Owls took a 6-0 lead in the first, but the UW tallied six in the fourth and five in the fifth.

The UW against staved off elimination with a 13-6 win over Oral Roberts as Ed Erickson doubled twice and homered. Ryan Lentz belted his 16th of the season to tie the school record. The Huskies then faced host Texas A&M, with the winner meeting MSU for the regional title. UW's Jeff Heaverlo and TAMU's Casey Fossum, both pitching on two day's rest, battled early until the Huskies scored two in the fourth. A&M tied the score at 2-2, and it was tied at 4-4 before two Aggie runs in the seventh accounted for the winning total and sent the UW home.

2002

After a slow start to the season, the Huskies turned things around in the second half to earn their first berth to the NCAA tournament since the Pac-10 merged its two divisions into one conference following the 1998 season. The UW travelled to Houston, Texas, seeded third the four-team regional (the NCAA changed the regional format prior to the 2000 postseason when the field was expanded to 64 teams).

Washington opened against second-seeded Texas Tech. After falling behind 4-2, the Huskies tied the score at 4-4 on Tyler Davidson's eighth-inning homer. However, the Red Raiders pulled out a win with two outs in the bottom of the ninth as Jon Slack singled to



Now one of the best safeties in the NFL with the Buffalo Bills, Lawyer Milloy helped lead a comeback over Santa Clara in 1994 with a third-inning home run.

WASHINGTON'S NCAA HISTORY

send home Byron Smith for a 5-4 win. On the second day, the Huskies faced fourth-seed Harvard in an elimination game and beat Crimson ace Ben Crockett, an eventual third-round draft choice. Sean White out-dueled Crockett for a 4-2 win, his sixth straight victory in his first career complete game. Washington scored all of its runs with two outs in the fourth inning as Jay Garthwaite, John Otness, Aaron Hathaway, Greg Issacson and Taylor Johnson strung together five straight hits.

The UW advanced to the championship round with a 3-1 elimination game win over Texas Tech. Davidson's two-run homer in the first and a strong outing from starter Clay Johnson lifted the Huskies to the victory.

On the last day, Washington needed two wins over top seed Rice to advance to the Super Regionals. Things looked dire in the opener as the Huskies, playing as the home team, came down to their last strike in the bottom of the ninth, trailing 6-4 with two outs, none on and an 0-2 count. Freshman Kyle Larsen worked the count full and singled before Otness was hit with a 1-2 pitch. Garthwaite took three balls, then a strike and then connected on a towering homer to left field, sending Husky players and fans into a frenzy as the

Dawgs forced a second title game for all the marbles. Washington, however, once again fell short in its pitching depth as the Owls took a 14-2 win to take the regional title.

2003

The Huskies appeared in their second straight regional in 2003, but their task would be difficult as the hard-slugging UW would likely have to beat pitching-heavy host Long Beach State at Blair Field, one of the West Coast's least hitter-friendly parks, to emerge.

That seemed to be the case as the UW offense struggled to score runs while going 2-2 to secure a second-place finish in the regional.

The Huskies, seeded third, opened vs. Big Ten champion Minnesota and came out with a 5-3 win. After surrendering a 3-1 lead in the seventh, the Dawgs got a run-scoring, two-out single from senior Tila Reynolds to break a 3-3 tie in the eighth. Washington never trailed in the game, taking a 1-0 lead in the first and scoring two in the fourth to break a 1-1 tie. Brian Carter, who got the third out in the seventh with the bases loaded and two runs already in, picked up the win. Closer Will Fenton earned his 11th save.



Jay Garthwaite's bottom-of-the-ninth, two-out, three-run homer was one of the most dramatic moments in Husky history. It beat Rice, 7-6, in last year's first NCAA Regional championship-round game.

In game two, UW squared off with Long Beach and All-American Jered Weaver, who held the UW to only five hits in a 7-2 win. Husky starter Jeff Petersen (6-6) had held the 49ers to only two runs on three hits before allowing the tie-breaking run in the seventh and the first three LBSU runs of the eighth. Both UW runs came in on a Brent Lillibridge homer in the third.

The Huskies then beat Minnesota, 4-1, to advance to the finals. David Dowling allowed only one unearned run on six hits over six and two-thirds innings in his first start of the season. He only got word that he'd start the game about 40 minutes before gametime. The UW scored all the runs it would need in the third. Greg Isaacson singled and scored on a hit-and-run double to the gap from Aaron Hathaway. After a lineout, Chad Boudon added to his UW single-season record with his 22nd homer of the year, giving his team a 3-0 lead.

LBSU needed only one game to win the regional as the 49ers beat the UW 7-2 once again. Freshman lefty Cesar Ramos threw seven shutout innings and Todd Jennings went 3-for-4 with three RBI to lead the home team to the regional title.



A play at the plate in the first game vs. Rice landed Aaron Hathaway in Sports Illustrated.

UW NCAA RECORDS

CAREER INDIVIDUAL BATTING:

Avg. — .553, Chris Magruder (1997-98) (21-for-38)
At Bats — 41, Joe Trippy (1992, 94)
Hits — 21, Chris Magruder (1997-98)
Runs — 11, Chris Magruder (1997-98)
RBI — 10, Ed Erickson (1997-98)
Doubles — 6, Ryan Lentz (1997-98)
6, Chris Magruder (1997-98)
Triples — 1, six players
Home Runs — 3, Ed Erickson (1997-98)
Bases on Balls — 6, Brett Newell (1992, 94)
Strikeouts — 10, Ryan Bundy (1997-98)
Stolen Bases — 6, Chris Magruder (1997-98)

CAREER INDIVIDUAL PITCHING:

Appearances — 5, Brian Carter (2002-03)
Innings — 20.1, Jeff Heaverlo (1997-98)
Hits Allowed — 20, Jeff Heaverlo (1997-98)
Runs Allowed — 15, Chad Hartvigson (1992, 94),
15, Jeff Heaverlo (1997-98)
Walks — 8, Matt Hampton (1997-98),
8, Jeff Heaverlo (1997-98)
Strikeouts — 14, Jeff Heaverlo (1997-98)

SINGLE-GAME RECORDS:

Hits — 4, Trippy vs. LBSU & Ga. Tech (1994)
4, Jon Vander Griend vs. Ga. Tech (1994)
4, Chris Magruder vs. Miss. St. (1997)
4, Jim Na vs. Rice (1998)
Runs — 3, five times
RBI — 7, Nick Stefonick vs. Rice (1998)
Stolen Bases — 3, Joe Trippy vs. Ga. Tech (1994)
Innings Pitched — 9.0, Jim Riley vs. FSU (1992)
9.0, Jamie Day vs. Georgia Tech (1994)
9.0, Jeff Heaverlo vs. Miss. St. (1997)
9.0, Sean White vs. Harvard (2002)
Walks — 7, Chris Berg vs. Arizona (1992)
Strikeouts — 9, Daryl Burke vs. Fresno St. (1959)

A

Abraham, Martin 1986
 Abraham, Nevin 1970
 Absher, Tom 1951-53
 Acton, Rick 1966-68
 Agnew, Scott 1979-80
 Agnew, Terry 1974-75
 Aichele, Troy 1989-92
 Akins, Albert 1945
 Allan, John 1918-19
 Allen 1902
 Allen, Robert 1977
 Allred, Rod 1970-73
 Alvarado, Tony 1982
 Amend, Harry 1968
 Anderson, Craig 1976
 Anderson, Francis 1932-33
 Anderson, Harris 1943, 45
 Anderson, Jelly 1947-48
 Anderson, Kevin 1976
 Anderson, Mike 1962-63
 Anderson, Rian 1996-97
 Anderson, Rick 1978
 Anderson, Scott 1994
 Anderson, Travis 1997-99
 Andrews, Ray 1906
 Andring, Bill 1949-50
 Anshutz, Jack 1930-33
 Arnason, Hal 1948-50
 Arney, Ward 1911-12
 Arnold, Harry 1927
 Arther, Parker 1930-31
 Avery, Jim 1966

B

Baker 1910
 Baker, Dick 1935-36
 Baker, Sam 1938-40
 Baker, Tom 1990
 Bakke, Bill 1921-23
 Ballard, Jack 1954, 56
 Bantz, Burwell 1908
 Barberis, Ed 1928-30
 Barlett, Morgan 1941
 Barnes, David 1974-75
 Barrett, Ray 1920-23
 Barton, Brian 2000-02
 Basozki, Steve 1972-74
 Batkoski, Nick 2002-03
 Batley, Dick 1969-70
 Batt, Harold 1942
 Bauer, Brian 2003
 Baxter, Lee 1983
 Baysinger, Trent 2003
 Beck, Dillard 1911-13
 Beckett, Hugh 1924-27
 Beebe, Gene 1911
 Beebs, E. 1909
 Beem, Aubrey 1916, 18-19
 Belford 1910
 Bell, Bob 1950-52
 Bell, Dave 1966
 Bellizzi, Chris 1990
 Bennett 1902
 Berg, Chris 1991-92
 Bergren, Homer 1933
 Best, Jeb 1979-82
 Beswick, Bob 1970-72
 Bice, Justin 1994-95
 Bird, Bob 1942, 1948
 Bishop, Tim 1995
 Biven, Richard 1976
 Blondin, John 1945
 Blouin, Gary 1984-86
 Blowers, Mike 1986
 Boatman 1912-13
 Bodman, Lew 1978-79
 Bogart, Dan 1983-84
 Bolstad, Percy 1927-29
 Bomar, Mike 1998-2001
 Boston, Tyson 1998-99
 Boudon, Chad 2003
 Boulton, Silas 1934

Boyd, Bob 1924
 Brady, Jack 1955-57
 Brakke, Brent 1995
 Brand, Denny 1968, 70
 Brannan, Claude 1928-30
 Braun, Don 1975-77
 Briggs, Alan 1987-88
 Briggs, Bill 1946, 48-49
 Brinker, Dode 1903-5
 Brink, Bob 1971
 Brooks, Greg 1998-99
 Brow, Scott 1988-90
 Brown, A. L. 1908-9
 Brown, Barry 1961
 Brown, C. A. 1909-10
 Brown, Clint 1993
 Brown, Greg 1976-79
 Brown, Keith 1992-93
 Brown, Rick 1981
 Brown, Warren 1930-31
 Brucker, Loren 1968-69
 Bruns, Alan 1993
 Bryan, Willis 1914-15
 Buck, Buddy 1995-97
 Budnick, Lou 1934, 36-37
 Bundy, Ryan 1996-98
 Burke, Daryl 1957-59
 Burke, Howard 1918-19
 Burke, John 1991
 Burke, Scott 1990
 Burnham, Nick 2003
 Bussabarger, R.L. 1905
 Byler, Butch 1913

C

Cales, Tony 1904-5
 Calhoun, A.P. 1901
 Calhoun, Gerald 1927-29
 Call, Michael 1990-91
 Campbell, Tim 1992-95
 Campbell, W.M. 1901-04
 Carey, Michael 1977-78
 Carlsen, Jeff 1998-2001
 Carlson, S. 1909
 Carpenter, Derek 1994-95
 Carpenter, Scott 1987-88
 Carroll, Charles 1928-29
 Carson, Todd 1990
 Carter, Brian 2001-03
 Carter, Dwight 1973-74
 Caughlin, Walter 1914
 Chamberlain, Percy 1916, 18-19
 Charouhas, Des 1947-48
 Chorlton, K. 1947-49
 Christiansen, Dick 1964
 Christianson, Ray 1957-58
 Churlin, John 1983-84
 Clark, James 1908-1910
 Clark, Dick 1919
 Cleeland, Cameron 1995
 Clem, Zach 2003
 Clementson 1908-10
 Clifford, Aaron 1990
 Clifford, James 1992
 Clifford, V. 1909
 Cloud, Darrell 1991
 Clough, Brian 1987-88
 Codd, J. 1909
 Colberg, Roger 1961
 Colburn, Greg 2001-02
 Cole, Bob 1964-65
 Cole, Clarence 1903-5
 Colyer, Chris 1984-86
 Cone, Cleary 1947
 Connelly, Jerry 1943
 Conover, Josh, 2002-03
 Constantino, Frank 1942, 46-47
 Cook, Dick 1933, 35
 Cook, Larry 1993-94
 Cook, Ray 1937
 Coons 1903
 Corbett, G.H. 1902-4
 Core, Whitey 1957

Cornell, Archie 1970
 Coultas, Lee 1945
 Covey, Duane 1973-76
 Coyle, W.T. 1909-10
 Cresap, Ty 1984
 Cressap, Ray 1956
 Cribby, Ed 1974-77
 Crockett, Jack 1943
 Cummins, Bob 1942
 Cunningham, Ed 1937
 Cusack, Sean 1979-80

D

Dailey, Don 1956-58
 Dailey, Shawn 1990, 93
 Dalthorp, Norm 1941-42, 46
 Daly, Jack 1934-36
 Daniels, Don 1958-60
 Daniels, Zack 1999-2002
 Davidson, Tyler 2000-02
 Davis, Bob 1965
 Davis, Glen 1915
 Davis, Jack 1969
 Davis, Raphael 1927-29
 Davis, Reck 1916
 Davis, Robert 1977
 Davis, Ryan 1986
 Dawes, Roger 1934-36
 Dawson, Terry 1924
 Day, Duane 1956
 Day, Jamie 1993-94
 Dean, Benji 1995
 Dean, Homer 1905-6
 deLisle, Mike 1979-80
 deLisle, Warren 1980-81
 DeDonato, Dave 1938
 DeMar, Dwight 1998-99
 Dickson, Chris 1990-91
 Dien, Dennis 1977
 Dignon, Bob 1930-31
 Dillard, David 1981-83
 Dobson, Dave 1938-40
 Dobson, John 1930-31
 Dobson, Tom 1926
 Doherty, Steve 1994
 Donahue, Timo 1986-89
 Done, Michael 2000-02
 Donovan, Terry 1972-73
 Doty, Derrin 1990-93
 Dow, Dan 1981-82
 Dowd, V. 1909-12
 Dowling, David 2002
 Downs, Craig 1982
 Drake, Justin 2000, 2002-03
 Duffy, E.A. 1901-1902
 Duffy, Harold 1927
 Dumont, Jim 1970-71
 Dunbar, Mike 1972
 Dundas, Tom 1970, 1972-3
 Durham, Pete 1912-13
 Dwyer, Vincent 1986-88

E

Eakin, Bill 1953, 55
 Earley, Bill 1952
 Edwards, Dennis 1974
 Eicher, John 1967
 Eisenlohr, Kermit 1947
 Ellis 1908
 Engelhart, Jack 1949-51
 Englin, Lance 1980-81
 Enquist, Rudy 1934-36
 Erickson, Ed 1997-2000
 Erickson, Gil 1935
 Ernst, Bob 1971
 Evans, Rick 1962-63
 Everett, Jeff 1966
 Everitt, Keaton, 2003
 Ewing, Ray 1966, 1968

F

Faurot, Rod 1956-57
 Feldheger, Gene 1941
 Felt, Marion 1930-31, 33
 Fenn, Mark 1975-77
 Fenton, Will 2002-03
 Ferguson, Ken 1997-99
 Firstenburg, Fred 1935
 Fisher 1905
 Fisher, Jim 1992
 Fitzgerald, Charles 1911-13
 Foran, Bill 1921
 Foran, Ed 1915, 18-20
 Ford, Doug 1942-43
 Ford, Stewart 1989-90
 Fout, Marion 1932
 Fowler, Blair 1996-97
 Fowler, Willard 1941
 Franklyn, Mike 1966
 Frayn, Dick 1923-25
 Frere, Terry 1957-58
 Freter, Darrell 1983-84
 Frey, Kerry 1962
 Friedman, Jeff 1988
 Frol, Steve 1974-75
 Frost, Jack 1938-40
 Frostad, Larry 1985-87
 Fulton, Josh 2000

G

Gann, Jake 1999
 Gardner, Hal 1925-27
 Gardner, Matt 1998-2001
 Gardner, Osborne 1920-23
 Garner, John 1952-53
 Garthwaite, Jay 2000-02
 Garvey 1905
 Gasparovich, Mitch 1934, 36, 39
 Gaw, LeMar 1930-32
 Gaw, Wilson 1928-30
 Geiger, Monte 1955, 57
 Gelatt, David 1985
 Gelliland, Jim 1971
 George, Dave 1955
 Gerrard, Grant 2003
 Gibson, Rod 1983
 Gibson, Ron 1972-73
 Gibson, Trevor 2001-03
 Giertz, Gary 1975
 Gies, Matt 1994
 Gilbertson, Merlin 1942, 47
 Gillespie, John 1998
 Ginsberg, Randy 1963, 65
 Girard, Jeff 1975-77
 Gissberg, Bill 1942-43, 47
 Glassman, Clyde 1950-51
 Gloom, Al 1947
 Goldberg, Bob
 Gordon, Dave 1941-42
 Goucher, Robert 1985-86
 Gourley, Bill 1932
 Graham, George 1913-15
 Graham, Robert 1945
 Grant, George 1958-60
 Grant, Taylor 1999-2001
 Grassi, Steven 1945
 Gray, Dean 1962-63
 Green, Claude 1978-80
 Green, Mickey 1958
 Grimm, W. 1909
 Grinstead, Loren 1904-6
 Gulin, Chris 1970
 Guy, Mel 1970, 1973

H

Habenicht, Bradley 1977
 Hagerty, Rob 1994-95
 Hagist, Ed 1927-30
 Hall, Bob 1971
 Hall, Mike 1966
 Hall, Richard 1999
 Halle, Roland 1952-54

Halvorson, Dana 1968-69
 Hammerland 1908
 Hammil, Duane 1962
 Hampton, Matt 1997-99
 Hannah, Shawn 1996-97
 Hanover, Jack 1933-34
 Hanson, George 1941
 Hanson, Pete 1959-61
 Hanzlik, Steve 1970-72
 Harcrow, David 1996
 Harlington, Floyd 1958-59
 Harnett, Art 1930
 Harper, Elbert 1920-23
 Harryman, Jim 1956-57
 Hartnett, Art 1930-32
 Hartvigson, Chad 1992-94
 Hartvigson, Grant 1994-95
 Hastings, Duane 1985
 Hastings, Jim 1968
 Hatfield, Shannon 1985-86, 88-89
 Hathaway, Aaron 2002-03
 Haugen, Steven 1988
 Hawkins, Jamie 2002-03
 Hazel, Dick 1942-43
 Heaman, Bob 1930-33
 Hearn, Larry 1950-52
 Heath, Larry 1940-42
 Heaverlo, Jeff 1997-99
 Hemingway 1910
 Hewson, Willie 1935-37
 Heyamoto, Hiromu 1949-50
 Hickingbottom, H. F. 1909-12
 Hill 1902
 Hill, Don 1954-55
 Hilpert, Fred 1960-62
 Hilpert, Adam 1985
 Hoag 1918
 Hobbs, Jim 1958
 Hofeditz, Bob 1959
 Holland, Andy 1932-33
 Hollingsworth, Joe 1958
 Hollo, Matt 1999-2000
 Holmes, Al 1960, 63
 Holmes, Craig 1995
 Hoover, J.W. 1904-5
 Hopkins, Sam 1995
 Hopper, Buzz 1930-31
 Hopper, Cecil 1930, 32
 Hopper, Jay 1969
 Hormel, Scott 1982
 Horning, Allan 1928
 Houbregs, Bob 1951-52
 Howard, Gary 1957
 Howard, Lee 1914-15
 Howe 1907
 Huddle 1908
 Hughes, Charles 1907-11
 Hulet, Norm 1955
 Hunter, Bill 1942
 Hunter, Greg 1977-78
 Hunter, Johnny 1935
 Hurd 1912
 Hurlbut, Lorne 1951
 Huson, Gary 1968-70
 Hutchinson, Bill 1929-30
 Hutchinson, Bill 1966
 Hutchinson, John 1932
 Hutchinson, Red 1930-31
 Hyllengren, Henry 1924, 27

I

Irvine, Brandon 1994-97
 Irvine, Earle 1959
 Isabell, Harry R. 1905-8
 Isotoff, Phil 1966
 Isaacson, Greg 2001-03
 Izzard, Dick 1940

J

Jackson, Harold 1924, 27
 Jackson, Roy 1925
 Jacobsen, Ken 1958-60
 Jacobson, Brandon 2001-03
 Jacobson, Mike 1968
 Jahn, Daniel 1998-2000
 James, Mark 1983-85
 Jarvis, Harvey 1953-55
 Jermany, June 1969
 John, Jim 1946
 Johnson, Ben 2001-03
 Johnson, Bob 1958, 60
 Johnson, Bob 1959
 Johnson, Bryan 2000-01
 Johnson, Carl 1989
 Johnson, Charley 1964-66
 Johnson, Chet 1937-39
 Johnson, Clay 2001-03
 Johnson, Curt 1974-77
 Johnson, Curtis 1986-88
 Johnson, Jack 1911-13
 Johnson, Joe 1926-27
 Johnson, Kevin 1980-81
 Johnson, Leif 1992
 Johnson, LeRoy 1963
 Johnson, Ron 1978-80
 Johnson, Taylor 2002-03
 Johnson, Tod 1989-92
 Johnston, Reid 1992-93
 Johnston, Scott 1982-83
 Jones, Doug 1975-78
 Jones, Kay 1956
 Jonson, Erik 1991
 Jorgensen, Cal 1939, 41
 Jorgensen, Randy 1991-93
 Jorgenson, Bob 1946-48
 Junkin, Ross 1994-95

K

Kaber, Shawn 1979
 Kafer, Howard 1943, 1945
 Kallas, Tom 1964-65
 Kanikeberg, Ken 1975-76
 Kasser, Matt 2003
 Keiter, George 1946
 Kersten, Dave 1973
 Kesamura, Joe 1939
 Keys, Jeff 1977-78
 Kimberle, Gerald 1949
 King, Art 1941
 Kinzer, Mark 1977
 Kirner, John 1929
 Klekotka, David 1987
 Knaplund, Greg 1989-90
 Knight, Brian 1992
 Knopf, Howie 1982-84
 Knust, Laurence 1946
 Knutson, Ken 1981
 Koehler, Jason 1998-99
 Kohl, Alex 1961
 Kohls, Bernard 1935-37
 Kohn, Shawn 1999-2002
 Korstad 1902
 Kosman, Randy 1971-72
 Kraetz, Earl 1929
 Kramer, Wallace 1945
 Kringen, Jake 1995-97
 Kriston, Ryan 1994-95
 Kritsonis, George 1957-58
 Kritsonis, John 1982-85
 Kunz, Robert 1945
 Kupp, Jake 1963
 Kvarnberg, Arnie 1974-75

L

LaBrache, Wendell 1927-28
 Lajala, Ed 1955-57
 Lambert, Dave 1966
 Land, Perry 1918-21

Landner, Guy 1916, 18-19
 Langan, William 1985-86
 Langlie, Art 1924-26
 Langus, Jim 1963
 Lanz, Clinton 1902-04
 Larsen, Kyle, 2002-03
 Larsen, Marty 1977
 Larson, Bob 1939-40
 Leader, Elmer 1914-16
 Leavers, Leroy 1923, 25-26
 LeBaron, Floyd 1948
 Lee, Hal 1932-34
 Lee, Wayne 1996-98
 Leifer, Clare 1968-69
 Leindecker, Gil 1934-36
 Leiser, Herbert 1903-4
 Lentz, Ryan 1996-98
 Leonard, Ralph 1920-22
 Lewis, Dave 1951
 Lewis, Fred 1922-24
 Lewis, John 1949
 Lewis, Mike
 Lillibridge, Brent 2003
 Linarelli, Tom 1998
 Lindsay, Ralph 1927
 Linden, Todd 1999-2000
 Linville, Sean 1994
 Liston, Ed 1922-24
 Lobaugh, Chris 1987-88
 Lockwood, Everett 1910-11
 Logan, Hal 1942
 Long, Jake 1990
 Longfellow, Charles 1903
 Lopez, Mike 1980
 Loquvam, Henry 1938
 Loucks, Brian 1994-95
 Loverich, Ed 1935, 1937
 Lowry, Don 1956
 Lund, Phil 1967-69
 Lundberg, Don 1950
 Lutz, Brent 1989-91
 Lynch, Jeff 1996-97
 Lyon, Jack 1964

M

MacDonald, Barry 1980
 MacDonald, Bob 1962, 64
 Macguire 1910
 Magnuson, Dick 1951
 Magnuson, Chuck 1952
 Magruder, Chris 1996-98
 Mahle, Shawn 1992-95
 Malone, Al 1924
 Malone, Coe 1926-27
 Maloney, Gilbert 1920-22
 Manley, Sam 1982-83
 Marcum, Jeff 1976
 Marlowe, Paul 1935-36
 Marlowe, Roy 1935, 37
 Marriott, George 1920-23
 Marshall, Andre 2001
 Martelli, Don 1976
 Martin, John 1979-80
 Martin, Ron 1964-66
 Massingale, Matt 1998-2000
 Matheson, Mike 1965
 Matlock, Orin 1924, 26
 Mattison, Alec 1988
 Mattson, W. 1909
 Maxwell, R.M. 1945
 McAllister, Tim 1963
 McCartney, Law. 1949-50
 McClary, Dave 1954
 McComas, Stanley 1927
 McConnell, F. 1909
 McCoy, Cam 2000
 McCrosky, Bob 1918-19
 McDermott, Paul 1915
 McDonald, E. 1901-1902
 McDonald, George 1906-7
 McDonald 1924

McFarlane, Bob 1933
 McJannet, Roscoe 1914
 McKechnie 1907
 McKenzie, Ken 1927-28
 McLain, A. 1909
 McLain, Bill 1933-34
 McLary, Dave 1955
 McLaughlin, C.L. 1909
 McLean, Archie 1929-30
 McMahon, Gordon 1920-22
 McManus, J.B. 1901
 McNamara, Ed 1981-82
 McPherson, K.A. 1901-02
 Meagher, W. 1907, 09
 Mecca, Greg 1993-94
 Menti, Rick 1961-62
 Merrick, Brett 1993-95
 Muesner, Rod 1979
 Meyer 1902

Miles, Hunter 1920-23
 Miller, Ben 1999-2001
 Miller, Doug 1989
 Miller, Kevin 1996-98
 Million, Ten 1910
 Milliken, Ed 1939
 Milloy, Lawyer 1993-95
 Milroy, Walt 1940-41, 46
 Minkler 1902
 Mitchell 1903-4
 Mitchell, Chuck 1940
 Mitchell, Sam 1951-53
 Moe, Craig 1985
 Moen, Bob 1949-51
 Monti, Louis 1941
 Moore, Clark 1936
 Moore, Dale 1984
 Moran, Duggan 2000-01
 Moreland, Tony 1993
 Morgan, Al 1924
 Moriarty, Edwin 1982-85
 Morreira, Keone 1988-89
 Morrison, Cody 1996-98
 Morrison, Darrell 1927-29
 Morrison, Jim 1951-52
 Morrow, Larry 1956-58
 Morrow, Eric 1991, 93
 Mounger, Gary 1966
 Mucklestone, Melville 1911
 Mueller, Jim 1963, 1965
 Mueller, Herb 1965-67
 Mullane, Stanley 1927
 Mullen, Ron 1950
 Mummu, John 1980
 Murchy, Dick 1952-53
 Murch, Al 1965
 Murphy, Joe 1906
 Murphy, Steve 1991-92
 Murray, Matt 1964
 Myers, Jeff 1985

N

Na, Jim 1996-98
 Nakagawa, Darin 1997
 Nelson, Bob 1970-72
 Nelson, Ned 1930-32
 Nevaril, Roy 1935
 Nevins, Willard 1928-30
 Newcomb, Wendell 1936
 Newell, Adrian 1996
 Newell, Brandon 1991-93
 Newell, Brett 1992-94
 Nichols, Gus 1902-5
 Nichols, Thomas 1988-89
 Nicholson, Ron 1962
 Nitsche 1974
 Nokes, David 1989-92
 Nollan, Kenneth 1984-85
 Nordvedt, Earl 1945
 Noyes, Warren 1943
 Nyblod, Russ 1995
 Nyquist, Mike 1988

O

O'Brien, Al 1932-34
 O'Brien, Bob 1934
 O'Brien, L. 1906
 O'Brien, Mike 1991-92
 Oeche, Emil 1928
 O'Keefe, Tim 1979-82
 Olson, Carlton 1959-61
 Olson, Randy 1978-79
 Omild, Brad 1974-75
 O'Neal, A. 1906
 Opacich, Andy 1947
 Orgill, Pete 1996-99
 Orrico, Frank 1943, 1945
 Otness, John 2001-03
 Oyler, Bob 1966-68

P

Pankow, Chip 1969
 Pariseau, John 1959
 Parker, Bill 1966-67
 Parker, J.B. 1938
 Pasatiempo, Don 1976
 Pasatiempo, Ed 1974-76
 Pascho, Dave 1982-83
 Pate, Robert 1988-89
 Patten, John 1912-14
 Patterson, Larry 1974
 Pautzhe, Clarence 1930-32
 Payne, Matt 2001
 Pearson, Jim 1971
 Pease, Marc 1971
 Peltola, Walt 1938-40
 Pennington, Steve 1970
 Petersen, Jeff 2001-03
 Peterson, Bob 1950-51
 Petterson, Don 1956
 Pfeiffer, Norm 1961
 Pitt, George 1959-60
 Plouf, Frank 1972-73
 Plummer, Al 1936-38
 Pomfret, Jack 1943
 Pope, Jim 1969
 Porter, Jamie 1996-97
 Porter, Jeremiah 2000-02
 Powell, Ryan 1995
 Pressey, Rod 1954-56
 Prevost, Al 1925-26
 Price, Ray 1971-74
 Prigmore, F.D. 1901-04
 Pripp, Bud 1937-39
 Proo, Gordie 1982-83
 Pugh, Pat 1964, 1965
 Puller 1902
 Putnam, Ed 1930-32
 Pyfer, Jack 1937-39

Q

Quickstad, Joe 1930

R

Radosevich, Mike 1970-71
 Railsback, L.G. 1904-05
 Ramsey, Steve 2001-03
 Ramseyer, W. 1909
 Randall 1902
 Randall, Charles 1932
 Reams, Bill 1953-55
 Reid, Z.L. 1901-1904
 Reimer, Bob 1956-57
 Reiten, Dick 1959-60
 Remington 1902
 Rennie, Mike 1977-78
 Reser 1907
 Reynolds, Simi 2003
 Reynolds, Tila 2000-03
 Rice, Ray 1946
 Rice, Tim 2000-02
 Rich, Len 1935-36
 Richards 1902

Richards, Bob 1953
 Rider, Dave 1993
 Rike 1908
 Riley, Jim 1991-92
 Riley, Tom 1978-81
 Rindal, Curt 2003
 Rittenhouse, Marc 1998-2001
 Robertson, Brent 1999-2000
 Robertson, Scott 2000-03
 Robinson, Ralph 1914
 Rode 1920
 Rodland, Gordy 1950-52
 Rogers 1902-4
 Rogers, Charlie 1916
 Roselli, Lou 1954-56
 Rothaus, Jim 1952
 Rourke, George 1931
 Routs, Stephen 1985-86
 Russell, Scott 1984-85
 Ruth, Jerry 1966
 Rutz, Ryan 1992-94
 Ryan, Don 1946
 Ryan, Joe 1927
 Ryan, Maurice 1927

S

Sage, Ed 1954
 Sager, Stanley 1974
 Sampson, Jim 1965
 Sasaki, Art 1933
 Savage, Anthony 1914
 Scalzo, Gerald 1974, 76
 Scanlan, Jeff 1980-82
 Scattherd, Roy 1905
 Schmidt, Eric 1992-94
 Schmidtke, Russell 1983-85
 Schock, F.C. 1901
 Schoning, Bob 1943, 45
 Schreiber, John 1990
 Schwindt, Terry 1980
 Scott, Jack 1954-55
 Scrivner, Scott 1989
 Setzer, Frank 1921-23
 Shafer, Bob 1939-40
 Shaffer, John 1971
 Shager, Grant 1926
 Shaw, Royal 1905
 Sheehan, Eddie 1938
 Shepple, Tyler 2000-02
 Sherry, Doug 1964-66
 Sherrick, Lonnie 1964-66
 Shewey, Christian 1993-96
 Shimokawa, Brent 1985-88
 Shindler, Harold 1924-26
 Shoup, David 1988-89
 Showers, Josh 2003
 Siefert, Lawrence 1945
 Sieler, George 1904-5
 Sierer, Warren 1938-39, 41
 Sijer, Dan 1978-79
 Sill, Brent 1986-87
 Simonson, Chuck 1971
 Skalisky, Cory 1986-87
 Skillingstad, Jeff 1969
 Sloan, John 1966
 Smith, George 1916
 Smith, J.H. 1902-4
 Smith, Luke 1906
 Smith, Matt 1993-96
 Smith, Mike 1978-80
 Smith, Ralph 1915-16, 18-19
 Smith, Walt 1983
 Snyder, Gary 1959-61
 Sobottka, O 1987
 Solomon, Terry 1969
 Soriano, Max 1946-49
 Soules, Ryan 1995-97
 Speidel, Will C. 1902-4
 Spencer, Homer 1939
 Spencer, Sean 1994-95
 Sposare, Peter 1985

Squier, Kevin 1981-82, 84
 Staley, Rob 1979-80
 Stallcop, Jack 1936-38
 Stefonick, Nick 1997-99
 Stein, Jim 1980-81
 Stephens, Bob 1949
 Stephens, Charles 1948
 Stephens, LeRoy 1940, 41
 Stephens, Si 1942
 Stevenson 1902
 Stillwell, Steve 1973
 Stjerne, Jim 1960-61
 Stocker, Kevin 1989-91
 Stocker, Steve 1987-88
 Stokes, Spencer 1933-34
 Stone, Girard 1962-64
 Story 1902
 Stowell, Ralph 1927
 Strauss, Alfred 1903
 Strong, Darnell 1974
 Strong, Jackie 1973-74
 Stuart 1908
 Stucht, Bill 1952-54
 Sturgis, James 1909-11
 Sullivan, Bob 1930-31
 Sundby, Matt 1997
 Swanson, Gordon 1949-50
 Swayne, Donald 1986-88
 Swimley, Phil 1960-61
 Swinehart, John 1959, 61
 Swysgood, Bob 1946

T

Tanaka, Brant 1986
 Tate, Bob 1946-49
 Taylor, Bill 1943, 1948
 Taylor, Roy 1915-16, 18-19
 Teague, Tracy 1988
 Teats, Leo 1906-10
 Teats, Ralph 1906-8
 Teats, Roscoe 1901-1904
 Tegtmeier, T. 1906-07
 Terhes, John 1989-92
 Tesreau, Elmer 1924-26
 Tesreau, Jeff 1934
 Thayer, L.E. 1901
 Thayer, Robert 1987-89
 Thiel, Jefferson 2000-03
 Thompson, Casey 1960-61
 Thompson, Guy 1913-16
 Thompson, Harold 1940
 Thompson, John 1983-84
 Thompson, Stuart 1962-64
 Thompson, Terry 1967
 Thomson, Bill 1969
 Thornton, Jerry 1957-59
 Ticen, Kevin 1998-99
 Tjaarda, Pete 1985-88
 Tollefson, Rudolph 1928-30
 Tonkin, Wyatt 1975-76
 Torlai, Kevin 1985-86
 Torlai, Tony 1983-84
 Torrance, Roscoe 1920-22
 Towey, Steve 1986
 Tran, Len 1943, 46
 Trippy, Joe 1992-95
 Tronson, Derrick 1986
 Trout 1902
 Tsoukalas, Nick 1975
 Tsurouka, Hideki 1982
 Tucker, Louis 1949-51
 Turner, Todd 1990-91

Y

Yarbrough, Chad 2001
 Yoshino, Jon 1986-87
 Young, Glenn 1943
 Young, Harry 1940

Z

Zaeplful, John 1956
 Zamberlain, Carl 1922
 Zech, Bob 1943
 Zech, Jerome 1945
 Ziegenfuss, George 1937-39
 Zuber, Dan 1978-79

BASEBALL PLAYERS & COACHES IN THE HUSKY HALL OF FAME

The Husky Hall of Fame, with more than 230 members, was established in 1979 to honor and preserve the memory of those athletes, teams, coaches and members of the athletic department staff who have contributed in an outstanding and positive way to the distinction of the UW athletic program.

CHUCK CARROLL (1928-29)

A member of the National Football Foundation's Hall of Fame (1964), Carroll was a charter member of the Husky Hall. An All-American halfback (1928), Carroll played two seasons of baseball. He led the football teams in scoring in 1927 and 1928, the team was 24-8 during his career and he still ranks ninth in career scoring and fourth in single-season scoring. UW's second consensus All-American, his football uniform number (2) is retired.

WILLIAM "WEE" COYLE (1908-11)

Inducted in 1980, this Husky Hall of Famer played baseball and football while also running track while at Washington. He is probably best known as the quarterback of four undefeated football teams from 1908-11. His Huskies went 26-0-1 during his career, starting a 61-game unbeaten streak, still the longest in NCAA history. Coyle played right field for the baseball team and ran hurdles in track.

J. WILSON GAW (1928-30)

The 1983 inductee was the Huskies' leading hitter from 1928 to 1930, playing first base and outfield while batting cleanup. Gaw led the Huskies to Northern Division titles in 1929 and 1930 and was captain of the 1930 varsity. Tubby Graves named Gaw as his first baseman on the All-Husky team. The Huskies' annual top hitter award is named after Gaw.

DORSETT "TUBBY" GRAVES (1923-46)

Inducted in 1980, Dorsett V. "Tubby" Graves is considered a founding father of Husky athletics. Graves coached the Husky baseball team for 24 seasons while concurrently serving as assistant football coach, assistant basketball coach and trainer. Graves, who compiled 209 wins and seven division championships as the baseball coach, went on to become athletic director at the UW. The athletics administration building is named for him.

BILL HUTCHINSON (1929-31)

A powerful third baseman in his playing days, Dr. William Hutchinson, a 1995 Hall of Fame inductee, made his name after his playing days were over. "Hutch" captained the 1931 Huskies to their third straight Northern Division title and was the third baseman on Tubby Graves' All-Husky team. He went on to medical school, became a surgeon and founded the Northwest Research Foundation and the Fred Hutchinson Cancer Research Center. Hutchinson received the UW's Alumnus Summa Laude Dignatus Award in 1983. The Husky baseball team MVP award is named after him.

ART LANGLEIE (1920-26)

This 1984 inductee, who would make his name in politics, was a baseball and tennis player at Washington. He played second base and shortstop for the Huskies from 1924 to 1926 and also won the Pacific Coast Conference doubles title in 1923, when he was team captain. He received his law degree from Washington in 1925 and became a city councilman in 1935. From there, he went on to become mayor of Seattle in 1938 and then served as governor from 1941 to 45 and again from 1949 to 1957.

HAL LEE (1932-34)

A 1987 Hall inductee, Lee was an outstanding baseball and basketball player at Washington. He earned three baseball letters, batting over .400 his senior year and played professionally in the Western International and Texas Leagues. He was also an All-American guard on the Huskies' 1934 basketball team, which won the PCC championship with a 20-5 record.

NED NELSON (1929-32)

A second baseman on three division champion baseball teams, Nelson, inducted in 1989, was also a star basketball player. He was named to the All-America baseball team in 1931 and earned honorable mention in 1932 before playing pro. He helped the basketball team to the PCC title in 1931.

ELMER TESREAU (1923-26)

Better known for football, this 1985 inductee was also undefeated as a Husky pitcher. Tesreau played on two Rose Bowl teams, playing most of the '24 Rose Bowl with a broken leg. Named All-Coast second-team, Tesreau blocked for All-American George Wilson. It's said that in a game against Stanford, Tesreau and legendary back Ernie Nevers both had to be carried from the field after tangling with each other all day and that Tesreau's injuries kept him from a career with the New York Yankees. Tesreau was named the top fullback of the first 50 years of Husky football.

TORCHY TORRANCE (1920-22)

Better known for his post-playing career, Torrance, a 1980 inductee, earned three baseball letters. He went on to become the freshman coach under Tubby Graves and was president of the Big "W" Alumni Club. The Husky baseball team's alumni award is named after Torrance.

SAMMY WHITE (1947-49)

One of the most successful former Huskies in terms of his pro baseball exploits, White, a 1984 inductee, was also a fine basketball player at the UW. On the basketball court, he was a three-time all-Northern Division pick and was All-Coast in 1948 and All-Far West in 1949. After playing for the 1948 and 1949 Husky baseball teams, he signed a contract with the Pacific Coast League's Seattle Rainiers. He played PCL ball before being called up to the Red Sox, where he spent nine seasons as the starting catcher. He went on to play in Milwaukee and Philadelphia before retiring.

1959 TEAM

The Dale Parker-coached 1959 team was the first Husky squad to qualify for the NCAA Baseball Regionals, falling one win short of earning a trip to the College World Series. The Huskies finished that year with a 21-12 overall record and a 9-3 conference mark. Members: Coach Dale Parker, Daryl Burke, Donald Daniels, George Grant, Peter Hanson, Floyd Harlington, Robert Hofeditz, Bob Houbregs (assistant coach), Earle Irvine, Ken Jacobson, Bob Johnson, Carlton Olson, John Pariseau, George Pitt, Richard Reiten, Donald Rhodes, Gary Snyder, Jim Stjerne, John Swinehart, Jerry Thornton (captain), Jack Walters, Ernie Wheeler, Robert Wyman.



Wee Coyle



Wilson Gaw



Hal Lee



Ned Nelson



Elmer Tesreau



Sammy White

ARIZONA

April 23-25 at Seattle

Location: Tucson, Ariz.

Enrollment: 35,400

Nickname: Wildcats

Colors: Cardinal and Navy

Head Coach: Andy Lopez (UCLA '75)

Career Record: 753-465-6 (21 years)

Record at School: 66-47 (2 years)

Assistants: Mark Wasikowski, Jeff Casper



Baseball SID: Matt Rector

Office Phone: (520) 621-4163

Office Fax: (520) 621-2681

E-Mail: mjrector@email.arizona.edu

Web Site: www.arizcats.com

Home Field: Sancet Field (6,700)

Press Box Phone: (520) 621-4440

2003 Record: 35-23 (13-11, 4th)

2003 vs. UW: 2-1

All-Time vs. UW: 9-7

Position Starters Returning: 8

Starting Pitchers Returning: 1

Top Returning Players (Pos.,Yr., Avg.-HR-BI)

Jeff Van Houten (OF, Jr., .413-11-72)

Brad Boyer (3B, So., .351-5-47)

Moises Duran (2B, Sr., .286-15-63)

Top Returning Pitchers (R/L, Yr., ERA, W-L, SO)

Kevin Guyette (R, So., 3-3, 4.80, 34)

John Meloan (R, So., 4-1, 4.15, 40)

ARIZONA STATE

March 26-28 at Tempe

Location: Tempe, Ariz.

Enrollment: 45,693

Nickname: Sun Devils

Colors: Maroon and Gold

Head Coach: Pat Murphy (Fla. Atlantic '82)

Career Record: 678-294-2 (19 years)

Record at School: 360-178-1 (9 years)

Assistants: Jay Sferra, Mike Rooney, Chris Sinacori



Baseball SID: Jeff Evans

Office Phone: (480) 965-6592

Office Fax: (480) 965-5408

E-Mail: jeff.evans@asu.edu

Web Site: www.thesundevils.com

Home Field: Packard Stadium (5,000)

Press Box Phone: (480) 727-7253

2003 Record: 54-14 (16-8, 2nd)

2003 vs. UW: 1-2

All-Time vs. UW: 12-6

Position Starters Returning: 4

Starting Pitchers Returning: 1

Top Returning Players (Pos.,Yr., Avg.-HR-BI)

Dustin Pedroia (SS, Jr., .404-4-52)

Frank Mesa (IF, Jr., .364-1-23)

Travis Buck (OF, So., .326-4-46)

Top Returning Pitchers (R/L, Yr., ERA, W-L, SO)

Erik Averill (L, So., 3.66, 8-2, 61)

Brett Bordes (L, So., 3.21, 1-1, 27)

CALIFORNIA

April 2-4 at Berkeley

Location: Berkeley, Calif.

Enrollment: 32,000

Nickname: Golden Bears

Colors: Blue and Gold

Head Coach: David Esquer (Stanford '87)

Career Record: 116-107 (4 years)

Record at School: same

Assistants: Dan Hubbs, Ron Witmeyer, Matt Priess



Baseball SID: Scott Ball

Office Phone: (510) 643-1741

Office Fax: (510) 643-7778

E-Mail: sball@uclink4.berkeley.edu

Web Site: www.calbears.com

Home Field: Evans Diamond (4,000)

Press Box Phone: (510) 642-3098

2003 Record: 28-27 (10-14, 7th)

2003 vs. UW: 1-2

All-Time vs. UW: 24-17

Position Starters Returning: 7

Starting Pitchers Returning: 3

Top Returning Players (Pos.,Yr., Avg.-HR-BI)

Brian Horwitz (RF, Sr., .347-6-47)

Chris Grossman (C, Sr., .341-8-45)

James Holder (1B, Sr., .305-6-38)

Top Returning Pitchers (R/L, Yr., ERA, W-L, SO)

Matt Brown (R, Sr., 4-8, 6.02, 66)

Mike Padgett (R, Jr., 5-3, 3.43, 27)

Jesse Ingram (R, Jr., 2-3, 6.57, 49)

continued on next page

PAC-10 SINCE THE MERGER

(sorted by overall winning pct.)

School	Pac-10 Only			Overall			
	W	L	Pct.	W	L	T	Pct.
Stanford	87	33	.725	249	84	0	.748
Arizona State	74	46	.617	211	91	1	.698
USC	79	41	.658	190	117	0	.619
WASHINGTON	56	64	.467	163	121	1	.574
Arizona	55	65	.458	158	123	0	.562
California	57	63	.475	143	138	0	.509
UCLA	59	61	.492	153	150	0	.505
Oregon State	44	76	.367	134	137	0	.494
Washington State	29	91	.242	99	176	0	.360

NOTE: The Pac-10 merged its two divisions prior to the 1999 season.

PAC-10 BASEBALL HISTORY

Throughout most of the Pac-10's history (as the PCC, AAWU, Pac-8 and the Pac-10), the conference's teams have been split into two divisions for baseball. In fact, since 1923, the league has operated as a whole for only three seasons, 1967-69 before the 1999 reunification. From 1970 to 1978, when Arizona and Arizona joined to make the Pac-8 into the Pac-10, the league had two-four team baseball divisions.

In 1982, the four-team Northern Division increased to seven when Oregon dropped baseball and four schools were added on a baseball-only basis (Eastern Washington, Gonzaga, Portland and Portland State).

In 1991, Eastern Washington dropped its program, giving the Pac-10 Conference two six-team divisions. The North then consisted of Gonzaga, Oregon State, Portland, Portland State, Washington and Washington State.

After 1995, the Northern Division went back to four teams as Gonzaga and Portland left to join the West Coast Conference.

From 1995 to 1998, the champs of the Northern Division and Southern Division played a three-game series for the Pac-10 Championship. Washington played in the the 1996, 1997 and 1998 series, winning the last two.

In 1999, the Pac-10 returned to playing as a unified conference with no divisions for the first season since 1969. Since the '99 season, there have been no changes, with each team playing the other eight three times each.

OREGON STATE

Apr. 30-May 2 at OSU; April 12-13 at Seattle

Location: Corvallis, Ore.

Enrollment: 19,000

Nickname: Beavers

Colors: Orange and Black

Head Coach: Pat Casey (George Fox '90)

Career Record: 435-316-5 (16 years)

Record at School: 264-203-4 (9 years)

Assistants: Dan Spencer, Marty Lees, Donny Harrel



Baseball SID: Kip Carlson

Office Phone: (541) 737-7472

Office Fax: (541) 737-3027

E-Mail: kip.carlson@orst.edu

Web Site: www.osubeavers.com

Field: Goss Stadium at Coleman Field (2,000)

Press Box Phone: (541) 737-7475

2003 Record: 25-28 (7-17, t-8th)

2003 vs. UW: 1-4 All-Time vs. UW: 208-172-1

Position Starters Returning: 5

Starting Pitchers Returning: 2

Top Returning Players (Pos.,Yr., Avg.-HR-BI)

Tony Calderon (SS, Sr., .362-4-43)

Jacoby Ellsbury (OF, So., .330-7-33)

Aaron Mathews (OR, Jr., .307-3-21)

Top Returning Pitchers (R/L, Yr., ERA, W-L, SO)

Ben Rowe (R, Sr., 4-7, 6.56, 45)

Jake Postelwait (L, Sr., 5-1, 3.43, 37)

Kenny Anderson (R, Jr., 3-3, 5.65, 38)

STANFORD

May 7-9 at Seattle

Location: Stanford, Calif.

Enrollment: 13,933

Nickname: Cardinal

Colors: Cardinal and White

Head Coach: Mark Marquess (Stanford '69)

Career Record: 1,144-551-5 (28 years)

Record at School: Same

Assistants: Dean Stotz, David Nakama, Tom Kunis

Baseball SID: Kyle McCrae

Office Phone: (650) 725-2959

Office Fax: (650) 725-2957

E-Mail: kyle.mccrae@stanford.edu

Web Site: www.gostanford.com

Home Field: Sunken Diamond (4,000)

Press Box Phone: (650) 723-4629

2003 Record: 51-18 (18-6, 1st)

2003 vs. UW: 2-1 All-Time vs. UW: 31-11

Position Starters Returning: 7

Starting Pitchers Returning: 1

Top Returning Players (Pos.,Yr., Avg.-HR-BI)

Danny Putnam (OF, Jr., .348-16-66)

Sam Fuld (OF, Sr., .321-4-35)

Brian Hall (IF/OF, Sr., .293-6-44)

Top Returning Pitchers (R/L, Yr., ERA, W-L, SO)

Mark Romanczuk (L, So., 4.01, 12-2, 80)

Matt Manship (R, So., 3.98, 204, 50, 9 saves)

David O'Hagan (R, Sr., 4.89, 7-1, 43)



UCLA

May 21-23 at Seattle

Location: Los Angeles, Calif.

Enrollment: 36,890

Nickname: Bruins

Colors: Blue and Gold

Head Coach: Gary Adams (UCLA '61)

Career Record: 1,137-863-12 (34 years)

Record at School: 949-794-7 (29 years)

Assistants: Vince Beringhele, Tim Leary, John Violette



Baseball SID: Neila Matheny

Office Phone: (310) 206-7870

Office Fax: (310) 825-8664

E-Mail: nmatheny@athletics.ucla.edu

Web Site: www.uclabruins.com

Home Field: Jackie Robinson Stadium (1,250)

Press Box Phone: (310) 794-8213

2003 Record: 28-31 (11-13, t-5th)

2003 vs. UW: 1-2 All-Time vs. UW: 22-9

Position Starters Returning: 9

Starting Pitchers Returning: 2

Top Returning Players (Pos.,Yr., Avg.-HR-BI)

Wes Whisler (1B, Jr., .310-9-39)

Brandon Averill (IF, Sr., .329-10-33)

Billy Susdorf (OF, Jr., .310-10-40)

Top Returning Pitchers (R/L, Yr., ERA, W-L, SO)

Wes Whisler (L, Jr., 5.66, 3-7, 53)

Casey Janssen (R, Sr., 5.88, 6-6, 73)

Chris Cordeiro (R, Jr., 4.62, 1-2, 42)

USC

May 14-16 at Los Angeles

Location: Los Angeles, Calif.

Enrollment: 30,000

Nickname: Trojans

Colors: Cardinal and Gold

Head Coach: Mike Gillespie (USC '62)

Career Record: 673-384-2 (17 years)

Record at School: Same

Assistants: David Lawn, Andy Nieto, Rob Klein

Baseball SID: Jason Pommier

Office Phone: (213) 740-3807

Office Fax: (213) 740-7584

E-Mail: pommier@usc.edu

Web Site: www.usctrojans.com

Home Field: Dedeaux Field (2,500)

Press Box Phone: (213) 748-3449

2003 Record: 28-28 (11-13, t-5th)

2003 vs. UW: 0-3 All-Time vs. UW: 24-8

Position Starters Returning: 5

Starting Pitchers Returning: 1

Top Returning Players (Pos.,Yr., Avg.-HR-BI)

Jeff Clement (C, So., .298-21-53)

Joey Metropolitous (1B, Jr., .321-11-41)

Jon Brewster (2B, Jr., .310-4-27)

Top Returning Pitchers (R/L, Yr., ERA, W-L, SO)

Bobby Paschal (L, So., 5.43, 3-7, 67)

Bret Butler (R, Jr., 4.44, 15, 51)

Josh Rummonds (L, Jr., 4.66, 5-3, 60)



WASHINGTON STATE

March 19-21 at Pasco; April 8-10 at Seattle

Location: Pullman, Wash.

Enrollment: 22,000

Nickname: Cougars

Colors: Crimson and Gray

Head Coach: Tim Mooney

Career Record: 582-346-3 (28 years)

Record at School: 55-109 (3 years)

Assistants: Don Marbut, Ryan Brust, Brett Fattore



Baseball SID: Ilsa Gramer / Rachel Engrissei

Office Phone: (509) 335-2684

Office Fax: (509) 335-0267

E-Mail: igramer@wsu.edu / rachelae@wsu.edu

Web Site: www.wsucougars.com

Home Field: Bailey-Brayton Field (3,500)

Press Box Phone: (509) 335-8291 or 2684

2003 Record: 19-37 (7-17, t-8th)

2003 vs. UW: 1-5 All-Time vs. UW: 221-167

Position Starters Returning: 4

Starting Pitchers Returning: 2

Top Returning Players (Pos.,Yr., Avg.-HR-BI)

Jay Miller (OF, So., .341-2-36)

Justin Hart (OF, Sr., .338-2-13)

Grant Richardson (1B, Jr., .318-13-50)

Top Returning Pitchers (R/L, Yr., ERA, W-L, SO)

Aaron MacKenzie (R, Sr., 5.56, 5-5, 81)

Bryce Chamberlin (R, Jr., 7.65, 4-6, 48)

Garrett Alwert (L, Sr., 6.58, 3-5, 19)

PACIFIC-10
CONFERENCE

800 South Broadway, Suite 400

Walnut Creek, CA 94596

(925) 932-4411 • Fax (925) 932-4601

www.pac-10.org

Commissioner: Thomas C. Hansen

Asst. Commissioner: Christine Hoyles

Asst. Commissioner/P.R.: Jim Muldoon

Asst. Commissioner: Duane Lindberg

Asst. Commissioner: Mike Matthews

Asst. Commissioner: Ben Jay

Asst. Commissioner: Ron Barker

Asst. Commissioner: Chris Dawson

Asst. P.R. Director: Julie Reuvers

Asst. P.R. Director: David Hirsch

P.R. Interns: Morgan Berman &

Steve Hitchcock (baseball)



UC IRVINE

Location: Irvine, California
Enrollment: 24,200
Nickname: Anteaters
Colors: Blue and Gold
Conference: Big West
Head Coach: John Savage
Career Record: 54-61 (2 years)
Record at UCI: same
Baseball SID: Fumi Kimura
Office Phone: (949) 824-9474
Office Fax: (949) 824-5260
E-Mail: fkimura@uci.edu
Web Site: www.baseball.uci.edu
Home Field: Anteater Ballpark (2,500)
Press Box Phone: (949) 824-9905
2003 Record: 21-35 (8-13)

UC RIVERSIDE

Location: Riverside, Calif.
Enrollment: 17,000
Nickname: Highlanders
Colors: Blue and Gold
Conference: Big West
Head Coach: Jack Smitheran
Career Record: 1,064-746-3 (34 years)
Record at UCR: 941-685-3 (30 years)
Baseball SID: Brian Blank
Office Phone: (909) 787-5438
Office Fax: (909) 787-5889
E-Mail: brian.blank@ucr.edu
Web Site: www.uathletics.ucr.com
Field: Riverside Sports Complex (2,500)
Press Box Phone: (909) 787-6415
2003 Record: 41-17 (14-7)

GEORGIA TECH

Location: Atlanta, Georgia
Enrollment: 15,000
Nickname: Yellow Jackets, Rambling Wreck
Colors: Old Gold & White
Conference: Atlantic Coast
Head Coach: Danny Hall
Career Record: 648-307 (16 years)
Record at GT: 440-190 (10 years)
Baseball SID: Chris Capo
Office Phone: (404) 894-5445
Office Fax: (404) 894-1248
E-Mail: ccapo@at.gtaa.gatech.edu
Web Site: www.ramblinwreck.com
Home Field: Russ Chandler Stadium (4,157)
Press Box Phone: (404) 894-3167
2003 Record: 44-18 (17-7)

GONZAGA

Location: Spokane, Washington
Enrollment: 5,206
Nickname: Bulldogs
Colors: Blue, White and Red
Conference: West Coast
Head Coach: Mark Machtolf
Career Record: first year
Record at GU: first year
Baseball SID: Rich Moser
Office Phone: (509) 323-5484
Office Fax: (509) 323-5730
E-Mail: moser@athletics.gonzaga.edu
Web Site: www.gozags.com
Home Field: Avista Stadium (7,600)
Press Box Phone: (509) 279-1005
2003 Record: 26-25-1 (14-16)

LEWIS-CLARK ST.

Location: Lewiston, Idaho
Enrollment: 2,702
Nickname: Warriors
Colors: Red, White and Blue
Conference: Independent
Head Coach: Ed Cheff
Career Record: 1,355-371-2 (27 years)
Record at LC: same
Baseball SID: John Jordan
Office Phone: (208) 799-2802
Office Fax: (208) 799-2075
E-Mail: jwjordan@lcsc.edu
Web Site: www.lcsc.edu/athletics
Home Field: Harris Field
Press Box Phone: (503) 943-7253
2003 Record: 48-13 (NAIA champs)

LOYOLA MARYMOUNT

Location: Los Angeles, California
Enrollment: 8,300
Nickname: Lions
Colors: Crimson & Navy Blue
Conference: West Coast Conference
Head Coach: Frank Cruz
Career Record: 197-210-1 (7 years)
Record at LMU: same
Baseball SID: Alissa Zito
Office Phone: (310) 338-7638
Office Fax: (310) 338-2703
E-Mail: azito@lmulions.com
Web Site: www.lmulions.com
Field: George C. Page Stadium (600)
Press Box Phone: (310) 338-3046
2003 Record: 26-30 (13-17)

MISSOURI

Location: Columbia, Missouri
Enrollment: 26,805
Nickname: Tigers
Colors: Black & Gold
Conference: Big 12
Head Coach: Tim Jamieson
Career Record: 286-216-1 (9 years)
Record at MU: same
Baseball SID: Josh Murray
Office Phone: (573) 882-0711
Office Fax: (573) 882-4720
E-Mail: murrayjos@missouri.gov
Web Site: www.mutigers.com
Home Field: Taylor Stadium (2,220)
Press Box Phone: (573) 882-8912
2003 Record: 36-22 (15-11)

PORTLAND

Location: Portland, Ore.
Enrollment: 3,200
Nickname: Pilots
Colors: Purple & White
Conference: West Coast
Head Coach: Chris Sperry
Career Record: 110-203-1 (6 years)
Record at UP: same
Baseball SID: Jason Brough
Office Phone: (503) 943-7439
Office Fax: (503) 943-7242
E-Mail: brough@up.edu
Web Site: www.portlandpilots.com
Home Field: Pilot Stadium (1,500)
Press Box Phone: (503) 943-7253
2003 Record: 9-45-1 (5-24-1)

SACRAMENTO STATE

Location: Sacramento, Calif.
Enrollment: 28,378
Nickname: Hornets
Colors: Green & Gold
Conference: Independent
Head Coach: John Smith
Career Record: 724-674 (25 years)
Record at CSUS: same
Baseball SID: Josh Ellis
Office Phone: (916) 278-6896
Office Fax: (919) 278-5429
E-Mail: jellis@csus.edu
Web Site: www.hornetsports.com
Home Field: Hornet Field (1,267)
Press Box Phone: N/A
2003 Record: 33-24

SAN DIEGO

Location: San Diego, California
Enrollment: 7,200
Nickname: Toreros
Colors: Columbia Blue, Navy & White
Conference: West Coast Conference
Head Coach: Rich Hill
Career Record: 501-348-2 (15 years)
Record at USD: 168-128-2 (5 years)
Baseball SID: Nick Mirkovich
Office Phone: (619) 260-7930
Office Fax: (619) 260-2990
E-Mail: nmirk@sandiego.edu
Web Site: www.usdtoreros.com
Field: Cunningham Stadium (1,200)
Press Box Phone: (619) 260-8829
2003 Record: 32-30 (18-12)



SERIES RECORDS vs. FOUR-YEAR INSTITUTIONS (1901-2003)

Team (Last Meeting)	Series Record	Streak	Team (Last Meeting)	Series Record	Streak
Air Force (1991)	Series tied 1-1	UW won 2	Mississippi State (1998)	MSU leads, 4-1	MSU won 3
➤ Arizona (2003)	UA leads, 9-7	UA won 2	➤ Missouri (2002)	MU leads, 4-1	MU won 4
➤ Arizona State (2003)	ASU leads, 12-6	UW won 1	Montana (1971) *	UW leads, 7-0	UW won 7
Boise State (1979) *	UW leads, 3-0	UW won 3	Navy (1996)	Series tied, 1-1	UW won 1
Boston College (1923)	BC leads, 1-0	BC won 1	Nebraska (1997)	NU leads, 4-3	NU won 3
Bowling Green (1987)	UW leads, 1-0	UW won 1	Nevada (2000)	UN leads, 5-1	UW won 1
Brigham Young (2002)	BYU leads, 12-6-1	tie game	UNLV (1999)	UNLV leads, 6-3	UW won 1
➤ California (2003)	Cal leads, 24-17	UW won 1	New Mexico (1998)	UW leads, 4-3	UW won 2
➤ UC Irvine (2003)	Series tied, 4-4	UW won 1	New Mexico State (1995)	Series tied, 1-1	NMSU won 1
➤ UCLA (2003)	UCLA leads, 22-9	UW won 2	North Dakota (1923)	UW leads, 1-0	UW won 1
➤ UC Riverside (2002)	UCR leads 8-6	UCR won 2	Northern Iowa (2000)	UW leads, 1-0	UW won 1
UC San Diego (1983)	UW leads, 1-0	UW won 1	Northwestern (2002)	UW leads, 3-1	UW won 2
UC Santa Barbara (2003)	UCSB leads 7-3	UW won 2	Notre Dame (1996)	ND leads, 5-3	UW won 1
Cal Lutheran (1970)	CLU leads, 1-2	CLU won 2	Ohio State (1990)	Series tied, 1-1	UW won 1
Cal Poly Pomona (1969)	CPP leads, 1-0	CPP won 1	Oklahoma (1992)	OU leads, 1-0	OU won 1
Cal Poly San Luis Obispo (1995)	CPSLO leads, 2-1	UW won 1	Oklahoma State (1996)	OSU leads, 2-1	OSU won 1
CS Dominguez Hills (1981)	UW leads, 2-0	UW won 2	Oral Roberts (1998)	ORU leads, 2-1	UW won 1
CS Fullerton (1987)	CSUF leads, 2-0	CSUF won 2	Oregon (1980) *	OU leads, 132-115-1	UW won 6
CS Los Angeles (1993)	UW leads, 2-0	UW won 2	➤ Oregon State (2003)	OSU leads, 208-172-1	OSU won 1
CS Northridge (2003)	UW leads, 9-3	UW won 7	Oregon Tech (1985)	UW leads, 5-1	UW won 5
CS San Bernardino (1993)	Series tied 1-1	UW won 1	Pacific Lutheran (2001)	UW leads, 38-2	UW won 13
Carleton (1923)	UW leads, 1-0	UW won 1	Penn State (1923)	UW leads, 1-0	UW won 1
Central Florida (1998)	UW leads, 1-0	UW won 1	Pepperdine (2003)	Pepp. leads, 2-0	Pepp. won 2
Central Washington (1997)	UW leads, 81-11	UW won 22	Point Loma (1983)	UW leads, 1-0-1	Tie game
Chapman (1968)	Chap. leads, 1-0	Chap. won 1	➤ Portland (2003)	UW leads, 71-39-1	UW won 7
Chico State (1992)	UW leads, 4-3	UW won 3	Portland State (1998) *	UW leads, 64-48	UW won 19
Clemson (1999)	CU leads, 2-1	CU won 1	Puget Sound (2001)	UW leads, 59-8	UW won 15
Columbia (1989)	UW leads, 1-0	UW won 1	Rice (2002)	UW leads, 2-1	Rice won 1
Concordia (Ore.) (1994)	UW leads, 4-0	UW won 4	➤ Sacramento State (1989)	UW leads, 2-0	UW won 2
Cornell (1989)	UW leads, 3-0	UW won 3	St. Martin's (Wash.) (2000)	UW leads, 4-0	UW won 4
Creighton (2000)	Series tied, 3-3	CU won 3	St. Mary's (Calif.) (1971)	UW leads, 1-0	UW won 1
Dartmouth (1994)	UW leads, 2-0	UW won 2	➤ San Diego (2003)	Series tied, 2-2	USD won 2
Dayton (2000)	UW leads, 3-0	UW won 3	San Diego State (2003)	SDSU leads, 7-4	UW won 2
Duke (1990)	UW leads, 1-0	UW won 1	San Francisco (2000)	UW leads, 5-2-1	UW won 3
Eastern Michigan (1980)	UW leads, 1-0	UW won 1	San Jose State (1990)	SJSU leads, 8-2	SJSU won 7
Eastern Oregon (1992)	UW leads, 2-0	UW won 2	Santa Clara (1994)	SCU leads, 6-5	UW won 2
Eastern Oregon (1992)	UW leads, 2-0	UW won 2	Seattle (1985) *	UW leads, 61-44	UW won 21
Eastern Washington (1990) *	EWU leads, 23-19	EWU won 1	Seattle Pacific (1970) *	UW leads, 24-6	SPU won 1
Fresno State (2002)	UW leads, 6-5	UW won 1	Seton Hall (1980)	UW leads, 1-0	UW won 1
George Fox (1993)	UW leads, 8-1	UW won 1	South Florida (1998)	UW leads, 1-0	UW won 1
George Washington (1999)	UW leads, 3-0	UW won 3	➤ Southern California (2003)	USC leads, 24-9	UW won 3
➤ Georgia Tech (1997)	Series tied, 3-3	UW won 2	Southern Oregon (1980) *	UW leads, 4-0	UW won 4
➤ Gonzaga (2003)	UW leads, 59-50	GU won 2	Southern Utah (2001)	UW leads, 5-2	UW won 3
Grambling (1968)	UW leads, 1-0	UW won 1	Southwestern Louisiana (1997)	UW leads, 1-0	UW won 1
Grand Canyon (1994)	UW leads, 1-0	UW won 1	➤ Stanford (2003)	SU leads, 31-12	SU won 2
Harvard (2002)	UW leads, 1-0	UW won 1	Tennessee (1994)	Series tied, 1-1	UT won 1
Hawaii (1997)	UH leads, 11-5	UW won 2	Texas A&M (1998)	A&M leads, 7-0	A&M won 7
Hawaii-Hilo (2003)	UW leads, 8-1	UW won 4	Texas Tech (2002)	Series tied, 1-1	UW won 1
Hawaii Pacific (1988)	UW leads, 2-0	UW won 2	Toledo (1994)	UW leads, 1-0	UW won 1
Houston (2003)	UW leads, 1-0	UW won 1	Tulane (1987)	Tulane leads, 3-0	Tulane won 3
Humboldt State (1978) *	UW leads, 2-0	UW won 3	U.S. International (1983) *	UW leads, 3-1	UW won 3
Idaho (1979) *	UW leads, 100-45-1	UW won 2	Utah (2002)	Utah leads, 4-1	Utah won 2
Illinois (1991)	UI leads, 2-1	UI won 2	➤ Washington State (2003)	WSU leads, 221-167	WSU won 1
Kansas State (2003)	UW leads, 5-1	UW won 3	Western Oregon (1992)	UW leads, 8-1	UW won 5
Lafayette (1991)	UW leads, 1-0	UW won 1	Western Washington (1981) *	UW leads, 43-13-3	UW won 3
Lewis & Clark (1970)	UW leads, 1-0	UW won 1	Westmont (1970)	West. leads, 2-1	West. won 2
➤ Lewis-Clark State (2003)	Series tied, 15-15	UW won 1	Wichita State (2000)	WSU leads, 10-5	WSU won 1
Long Beach State (2003)	LBSU leads, 7-2	LBSU won 6	Whitman (1944)	UW leads, 32-17	UW won 5
➤ Loyola Marymount (2003)	LMU leads, 2-1	LMU won 2	Whitworth (1976)	UW leads, 11-6-1	Whit. won 2
Maine (1982)	Maine leads, 1-0	Maine won 1	Willamette (1980)	UW leads, 2-0-1	UW won 1
Massachusetts (1983)	UW leads, 2-0	UW won 2	Wisconsin (1986) *	Series tied, 1-1	Wisc. won 1
Michigan (1923)	Series tied, 1-1	UW won 1	Wyoming (1967) *	Wyo. leads, 1-0	Wyo. won 1
Michigan State (1992)	Series tied, 1-1	UW won 1	Yale (1992)	Yale leads, 4-2	Yale won 1
Minnesota (2003)	UW leads, 5-2	UW won 2			

➤ indicates 2004 opponent

* indicates institution no longer sponsors varsity baseball.

HUSKY BALLPARK

Washington, which had played at Graves Field since the 1960s, opened Husky Ballpark in 1998. In six years, the UW has already played 171 home games — more than 28 per season. Additionally, hundreds of games involving youth, semi-pro and recreational teams are played at Husky Ballpark each summer.

The Huskies will continue to play at the new park with temporary bleachers in anticipation of a new stadium being constructed in the near future. Even without the stadium completed, Husky Ballpark is a step up for the program. Here's a rundown of what's been completed:

The Infield

The infield consists of an artificial turf playing surface with a radius depth of 105 feet measured from 18 inches in front of the pitchers mound. The artificial turf radius will cover the entire infield and span from each dugout.

The Outfield

The outfield is a natural grass surface with a complete in-ground irrigation and state of the art drainage system. The grass is a mixture of bluegrass, rye and fescue, which will make the facility playable in any weather.

The Warning Track

The entire field is surrounded by a 12-foot wide synthetic warning track. This modern-style warning track, combined with the artificial turf infield, will make this facility relatively maintenance free.



Husky Ballpark sits on the eastern edge of the UW campus on the shores of Union Bay and Lake Washington

The Dugouts

Both dugouts are level with the playing surface and are eight feet deep and 65 feet long. The Huskies are located in the first base dugout and the visitors at third base. Both are equipped with a storage area at the outfield end and both dugouts will be replaced with new dugouts when the stadium is built.

The Bullpens

The home bullpen is located in foul territory on the right field side while the visitors pen is located behind the left field fence. Both bullpens are fenced off from fair territory, but have direct access to the field. The home bullpen has four mounds, mainly for practice use. With artificial turf and tarps, both areas will be available in most weather conditions.



Matt Hampton throws the first pitch ever at Husky Ballpark to Gonzaga's Bo Hart (Feb. 27, 1998).

HUSKY BALLPARK FIRSTS

- First Game:** Gonzaga 4, UW 3, 2/27/98
- First Husky Win:** UW 5, Gonzaga 1, 2/28/98
- First Hit:** Bo Hart (single), Gonzaga, 2/27/98
- First UW Hit:** Ryan Bundy (single), vs. Gonzaga, 2/27/98
- First Double:** Chris Magruder, vs. Gonzaga, 2/27/98
- First Triple:** Chris Whitemarsh, vs. Gonzaga, 3/1/98
- First Homer:** George Arnott, Gonzaga, 2/27/98
- First UW Homer:** Pete Orgill, vs. Gonzaga, 2/28/98
- First Grand Slam:** Ryan Lentz, vs. Portland, 5/5/98
- First Two-Homer Day:** Kyle Woods, vs. Puget Sound, 3/11/98
- First Steal:** Dominic Woody, vs. Gonzaga, 2/28/98
- First Shutout (combined):** Matt Hampton, Wayne Lee and Matt Massingale (8-0), vs. Portland State, 3/13/98
- First Shutout (solo):** Jeff Carlsen, vs. WSU, 4/4/98
- First One-Hitter:** Jeff Carlsen, vs. WSU, 4/4/98



On March 29, 1998, the Huskies posted their highest attendance of the first season in the new stadium as 1,678 fans watched No. 19 Washington take on 16th-ranked Arizona State, the first ranked team to face the Dawgs on the UW campus in 17 years. The following season, the Huskies set a new attendance record when a crowd of 2,132 watched the Huskies take on Oregon State on April 25, 1999.



The new Dempsey Indoor Practice Facility (left), built at a cost of \$28 million, opened in September, 2001, to rave reviews from coaches, student-athletes and fans. The massive building houses a full-size football field, plus a five-lane running track and provides a practice site for Washington's football, men's and women's soccer, men's and women's track, baseball and softball teams, as well as a place for all UW student-athletes to condition. On football Saturdays, the Dempsey is the site of huge pregame and postgame gatherings for Husky football fans.

Washington's new indoor hitting facility (right) opened in summer, 2002. The building, located down the left-field line at Husky Ballpark, includes two full-length batting cages and two other half-sized cages. Additionally, state-of-the-art pitching machines provide Husky baseball players with the ability to practice their hitting with teammates or on their own year-round. The new building was constructed thanks to generous gifts from Paul Morris (RTS Inc.) and Herb Chaffey.



In cooperation with the Fastball Development Corporation, the Husky baseball team boasts a brand new, state-of-the-art pitching machine in its hitting facility. "Abner," as the machine is known, delivers pitches through a video screen which displays the motion, delivery and arm angle of real pitchers. The machine can also throw any pitch at any velocity in a variety of locations thanks to its sophisticated computer. ESPN Magazine called Abner "the Ferrari of pitching machines."

The Dempsey Indoor includes two full-size batting cages (darker netting in background of photo at right) that extend from the ceiling of the building, offering a unique venue for hitters and pitcher alike to get work.

